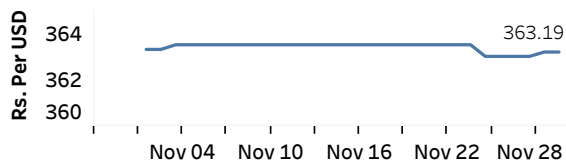


Real GDP: 2022 Q2 -8.4% NCPI Y-o-Y Change: October 70.6% CCPI Y-o-Y Change: November 61.0%

Exchange Rates

30-Nov-22	TT Buying	TT Selling
Rs. Per Unit		
USD	361.2484	371.7222
GBP	430.0838	446.7505
EUR	371.1079	386.4056
JPY	2.5846	2.6922

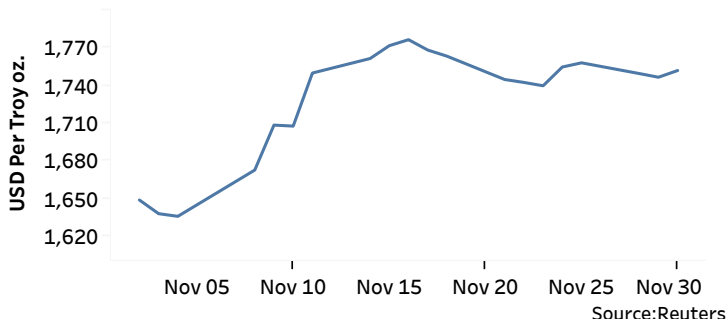
Middle Rate of the USD/LKR Spot Exchange Rate



Source: Central Bank of Sri Lanka

Gold Price

28-Nov-22	29-Nov-22	30-Nov-22
USD 1,749.69	USD 1,746.75	USD 1,752.10

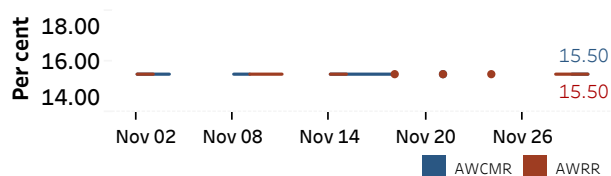


Source: Reuters

Money Market

Policy Rates: SDF Rate: 14.50% SLF Rate: 15.50% Bank Rate: 29.06% SRR: 4.00%

Overnight Money Market Rates



29-Nov-22 30-Nov-22

Overnight Liquidity (Rs. bn) -231.52 -232.51

Yield Rates of T-Bills

	Primary Market 25-Nov-22	Secondary Market 29-Nov-22
91 Day	32.92	32.55
182 Day	32.45	31.87
364 Day	29.52	29.44

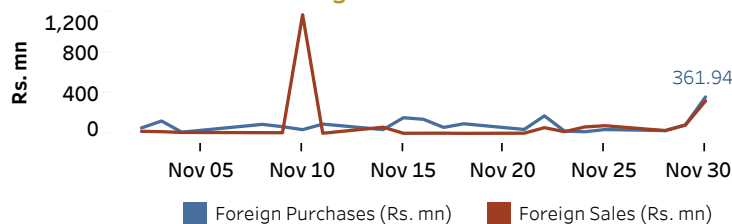
Source: Central Bank of Sri Lanka

Share Market

30-Nov-22	
ASPI	▲ 8,651.23
S&P SL20	▲ 2,730.08
Daily Turnover	
Rs. 3,352.47 mn	

Market Capitalisation PE Ratio
Rs. 3,888.16 bn 5.1

Foreign Purchases and Sales

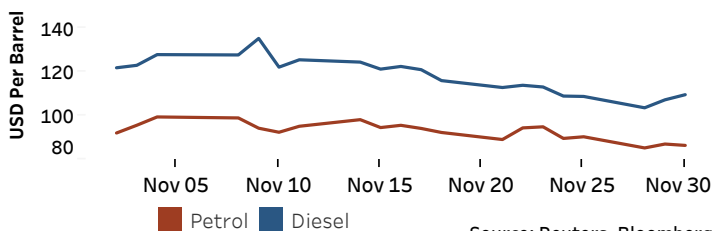


Source: Colombo Stock Exchange

Energy

Petroleum Products (USD per Barrel)

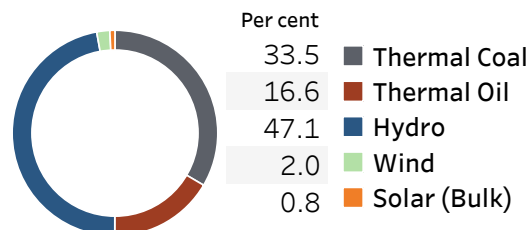
Crude Oil			Refined (Singapore Platts)		
01-Dec-22 *	29-Nov-22		30-Nov-22		
Brent	WTI	OPEC	Petrol	Diesel	Kerosene
85.43	80.50	83.42	86.38	109.41	115.20



Source: Reuters, Bloomberg

Electricity Generation

	29-Nov-22	30-Nov-22
Total Energy (GWh)	38.90	39.02
Peak Demand (MW)	1,888.60	1,927.60



Source: Ceylon Electricity Board