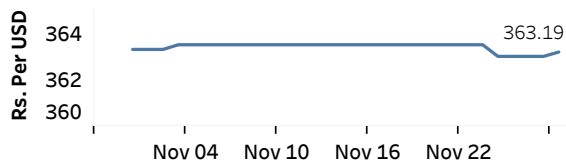


Real GDP: 2022 Q2 -8.4% NCPI Y-o-Y Change: October 70.6% CCPI Y-o-Y Change: October 66.0%

Exchange Rates

29-Nov-22	TT Buying	TT Selling
Rs. Per Unit		
USD	361.2379	371.7170
GBP	430.4286	447.3859
EUR	371.6659	386.9802
JPY	2.5840	2.6917

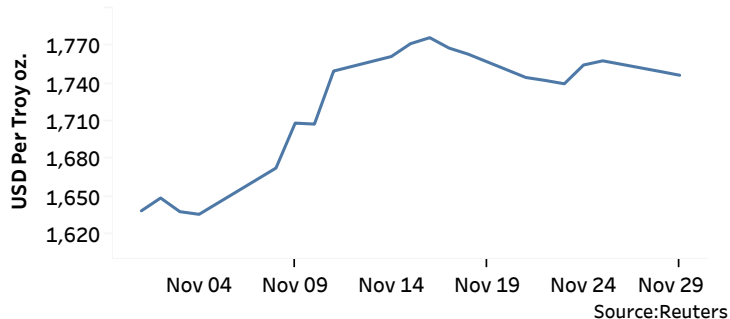
Middle Rate of the USD/LKR Spot Exchange Rate



Source: Central Bank of Sri Lanka

Gold Price

25-Nov-22	28-Nov-22	29-Nov-22
USD 1,758.22	USD 1,749.69	USD 1,746.75

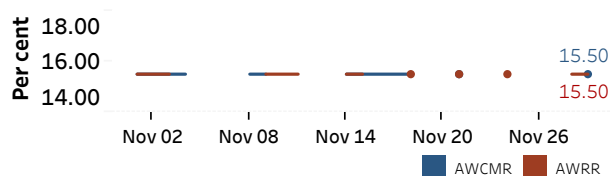


Source: Reuters

Money Market

Policy Rates: SDF Rate: 14.50% SLF Rate: 15.50% Bank Rate: 29.06% SRR: 4.00%

Overnight Money Market Rates



28-Nov-22 29-Nov-22

Overnight Liquidity (Rs. bn) -253.48 -231.52

Yield Rates of T-Bills

	Primary Market	Secondary Market
	25-Nov-22	28-Nov-22
91 Day	32.92	32.55
182 Day	32.45	31.87
364 Day	29.52	29.44

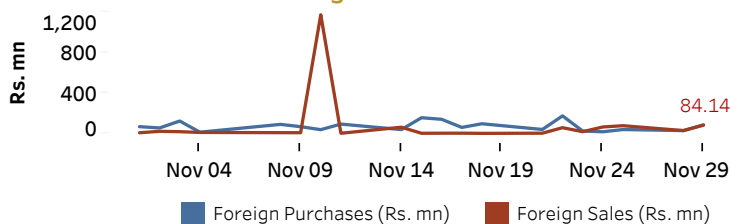
Source: Central Bank of Sri Lanka

Share Market

29-Nov-22		
ASPI	▲	8,375.21
S&P SL20	▲	2,640.31
Daily Turnover		
Rs. 2,881.92 mn		

Market Capitalisation PE Ratio
Rs. 3,764.11 bn 4.9

Foreign Purchases and Sales

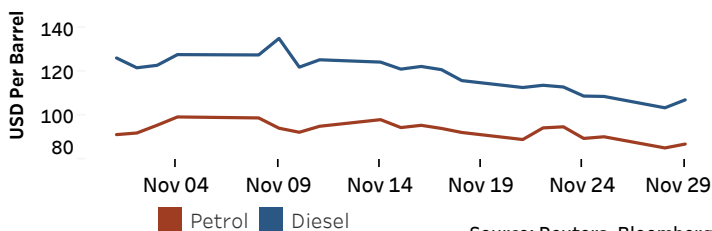


Source: Colombo Stock Exchange

Energy

Petroleum Products (USD per Barrel)

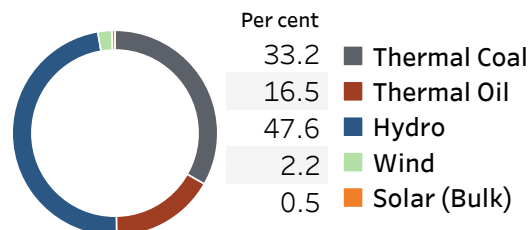
Crude Oil			Refined (Singapore Platts)		
30-Nov-22 *	28-Nov-22		29-Nov-22		
Brent	WTI	OPEC	Petrol	Diesel	Kerosene
83.03	78.97	79.93	87.00	107.07	113.56



Source: Reuters, Bloomberg

Electricity Generation

	28-Nov-22	29-Nov-22
Total Energy (GWh)	37.92	38.90
Peak Demand (MW)	1,869.70	1,888.60



Source: Ceylon Electricity Board