


Real GDP: 2022 Q2 -8.4% NCPI Y-o-Y Change: October 70.6% CCPI Y-o-Y Change: October 66.0%

Exchange Rates

28-Nov-22	TT Buying	TT Selling
Rs. Per Unit		
USD	360.2922	371.2929
GBP	432.5625	448.9826
EUR	371.0516	386.4863
JPY	2.5852	2.6915

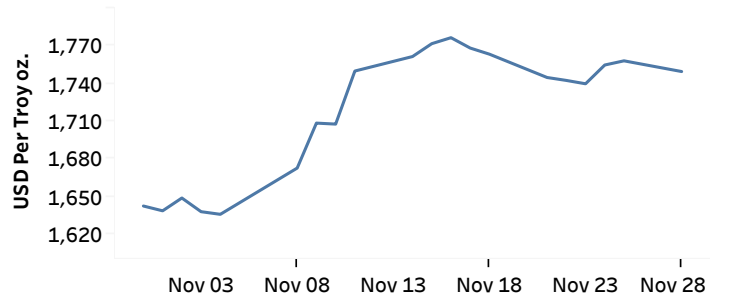
Middle Rate of the USD/LKR Spot Exchange Rate



Source: Central Bank of Sri Lanka

Gold Price

24-Nov-22	25-Nov-22	28-Nov-22
USD 1,754.89	USD 1,758.22	USD 1,749.69

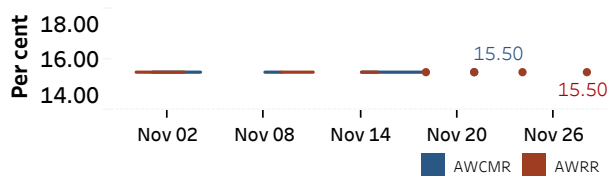


Source: Reuters

Money Market

Policy Rates: SDF Rate: 14.50% SLF Rate: 15.50% Bank Rate: 29.06% SRR: 4.00%

Overnight Money Market Rates



25-Nov-22 28-Nov-22

Overnight Liquidity (Rs. bn) -176.31 -253.48

Yield Rates of T-Bills

	Primary Market	Secondary Market
	28-Nov-22	25-Nov-22
91 Day	32.92	32.55
182 Day	32.45	31.99
364 Day	29.52	29.44

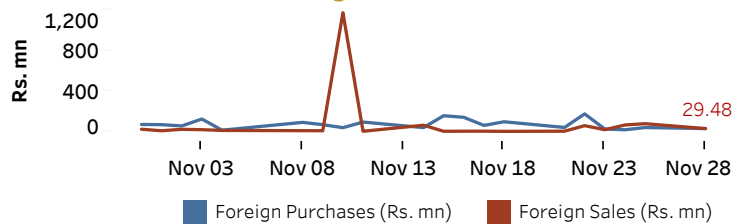
Source: Central Bank of Sri Lanka

Share Market

28-Nov-22	
ASPI	▲ 8,309.94
S&P SL20	▲ 2,612.76
Daily Turnover	
Rs. 2,450.08 mn	

Market Capitalisation PE Ratio
Rs. 3,727.44 bn 4.9

Foreign Purchases and Sales

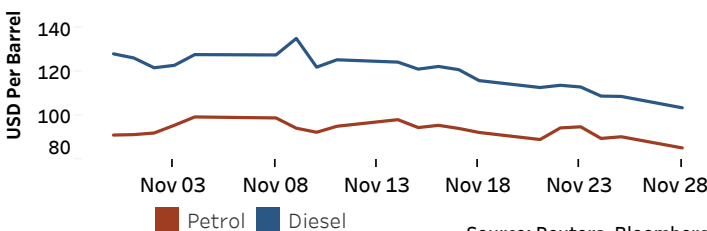


Source: Colombo Stock Exchange

Energy

Petroleum Products (USD per Barrel)

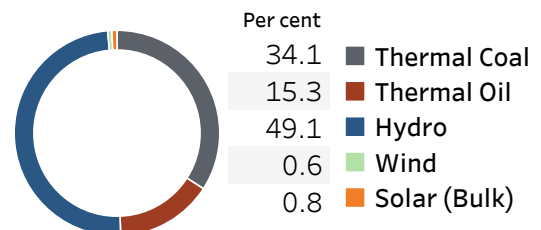
Crude Oil			Refined (Singapore Platts)		
29-Nov-22 *	25-Nov-22		28-Nov-22		
Brent	WTI	OPEC	Petrol	Diesel	Kerosene
83.19	76.53	83.80	85.23	103.45	110.55



Source: Reuters, Bloomberg

Electricity Generation

	27-Nov-22	28-Nov-22
Total Energy (GWh)	31.73	37.92
Peak Demand (MW)	1,731.30	1,869.70



Source: Ceylon Electricity Board