

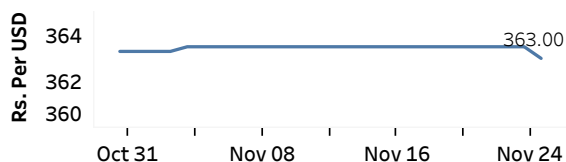


Real GDP: 2022 Q2 -8.4%    NCPI Y-o-Y Change: October 70.6%    CCPI Y-o-Y Change: October 66.0%

## Exchange Rates

25-Nov-22	TT Buying	TT Selling
Rs. Per Unit		
USD	360.2922	371.2929
GBP	434.6091	451.3888
EUR	373.0369	388.6538
JPY	2.5825	2.6902

### Middle Rate of the USD/LKR Spot Exchange Rate



Source: Central Bank of Sri Lanka

## Gold Price

23-Nov-22	24-Nov-22	25-Nov-22
USD 1,739.95	USD 1,754.89	USD 1,758.22

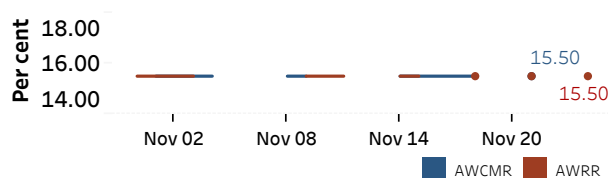


Source: Reuters

## Money Market

Policy Rates: SDF Rate: 14.50%    SLF Rate: 15.50%    Bank Rate: 29.06%    SRR: 4.00%

### Overnight Money Market Rates



24-Nov-22    25-Nov-22

Overnight Liquidity (Rs. bn)    -154.34    -176.31

### Yield Rates of T-Bills

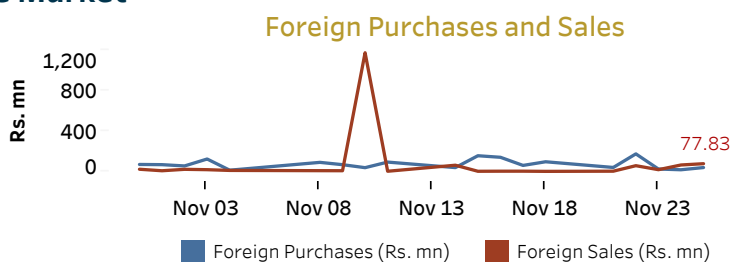
	Primary Market	Secondary Market
	18-Nov-22	24-Nov-22
91 Day	33.06	32.65
182 Day	32.51	31.59
364 Day	29.53	29.58

Source: Central Bank of Sri Lanka

## Share Market

25-Nov-22		
ASPI	▲	8,148.06
S&P SL20	▲	2,538.18
Daily Turnover		
Rs. 1,602.05 mn		

Market Capitalisation	PE Ratio
Rs. 3,624.09 bn	4.8

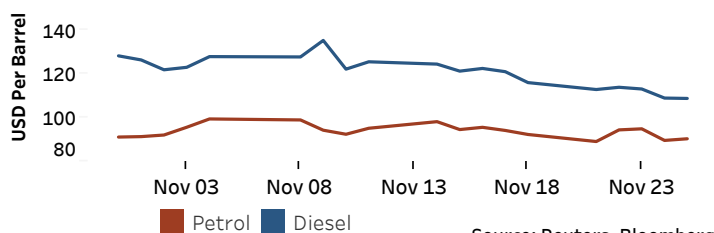


Source: Colombo Stock Exchange

## Energy

### Petroleum Products (USD per Barrel)

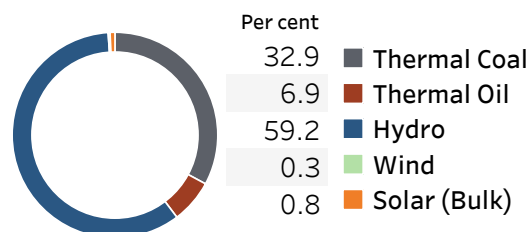
Crude Oil			Refined (Singapore Platts)		
28-Nov-22 *		24-Nov-22	25-Nov-22		
Brent	WTI	OPEC	Petrol	Diesel	Kerosene
82.37	74.96	81.52	90.30	108.61	114.80



Source: Reuters, Bloomberg

### Electricity Generation

	24-Nov-22	25-Nov-22
Total Energy (GWh)	39.46	39.59
Peak Demand (MW)	1,953.40	1,945.30



Source: Ceylon Electricity Board