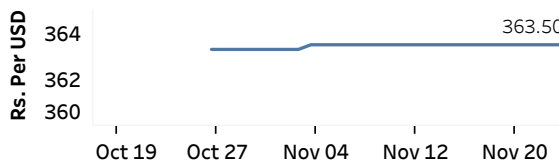


Real GDP: 2022 Q2 -8.4% NCPI Y-o-Y Change: October 70.6% CCPI Y-o-Y Change: October 66.0%

Exchange Rates

24-Nov-22	TT Buying	TT Selling
Rs. Per Unit		
USD	360.9919	371.8325
GBP	434.4316	451.1958
EUR	374.1178	389.6419
JPY	2.5817	2.6901

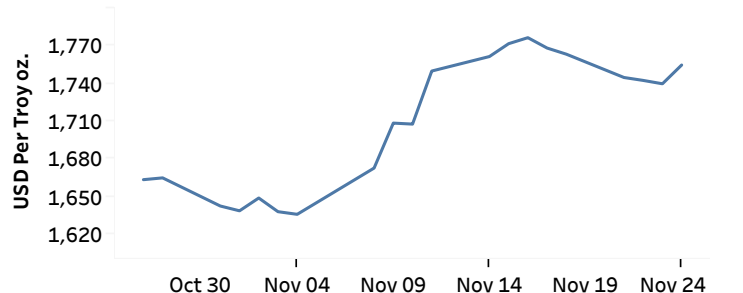
Middle Rate of the USD/LKR Spot Exchange Rate



Source: Central Bank of Sri Lanka

Gold Price

22-Nov-22	23-Nov-22	24-Nov-22
USD 1,742.62	USD 1,739.95	USD 1,754.89

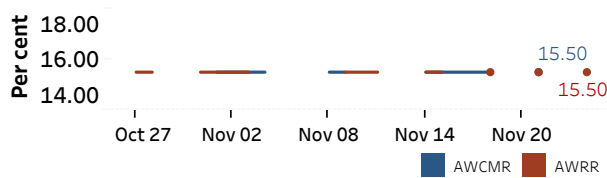


Source: Reuters

Money Market

Policy Rates: SDF Rate: 14.50% SLF Rate: 15.50% Bank Rate: 18.50% SRR: 4.00%

Overnight Money Market Rates



23-Nov-22 24-Nov-22

Overnight Liquidity (Rs. bn)	23-Nov-22	24-Nov-22
	-158.04	-154.34

Yield Rates of T-Bills

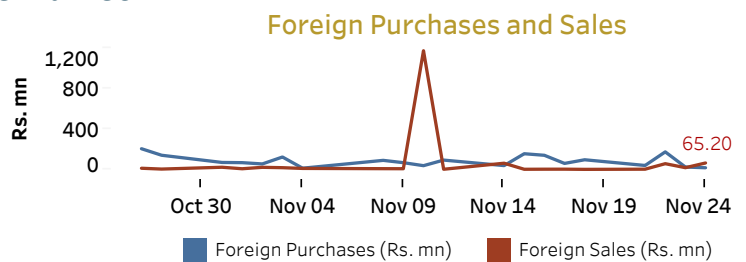
	Primary Market 18-Nov-22	Secondary Market 23-Nov-22
91 Day	33.06	32.53
182 Day	32.51	31.59
364 Day	29.53	29.58

Source: Central Bank of Sri Lanka

Share Market

	24-Nov-22
ASPI	8,028.14
S&P SL20	2,458.58
Daily Turnover	Rs. 1,452.11 mn

Market Capitalisation	PE Ratio
Rs. 3,543.88 bn	4.7

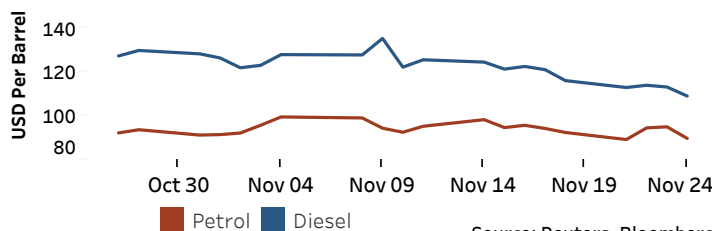


Source: Colombo Stock Exchange

Energy

Petroleum Products (USD per Barrel)

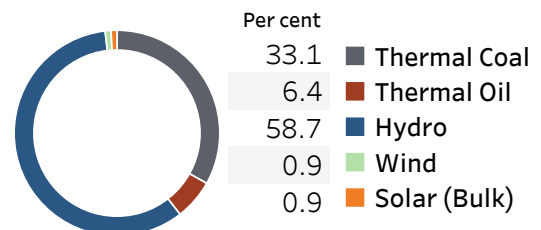
Crude Oil			Refined (Singapore Platts)		
25-Nov-22 *	23-Nov-22		24-Nov-22		
Brent	WTI	OPEC	Petrol	Diesel	Kerosene
85.36	78.18	85.19	89.55	108.78	114.51



Source: Reuters, Bloomberg

Electricity Generation

	23-Nov-22	24-Nov-22
Total Energy (GWh)	38.73	39.46
Peak Demand (MW)	1,970.40	1,953.40



Source: Ceylon Electricity Board