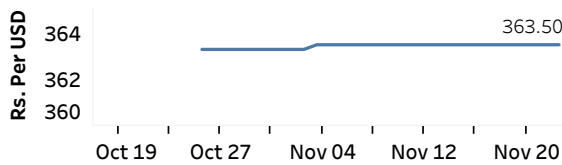


Real GDP: 2022 Q2 -8.4% NCPI Y-o-Y Change: October 70.6% CCPI Y-o-Y Change: October 66.0%

Exchange Rates

23-Nov-22	TT Buying	TT Selling
Rs. Per Unit		
USD	360.9919	371.8325
GBP	426.8617	443.4231
EUR	369.8885	385.2983
JPY	2.5365	2.6425

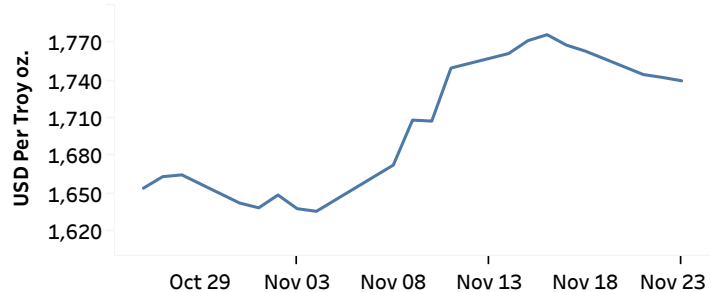
Middle Rate of the USD/LKR Spot Exchange Rate



Source: Central Bank of Sri Lanka

Gold Price

21-Nov-22	22-Nov-22	23-Nov-22
USD 1,744.95	USD 1,742.62	USD 1,739.95

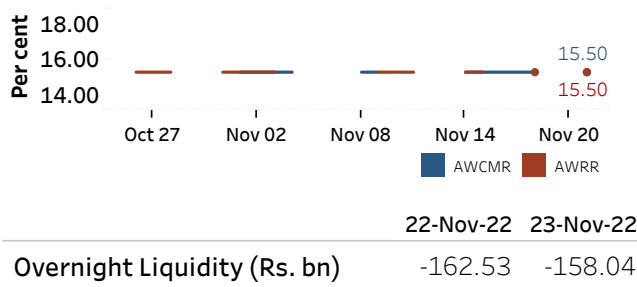


Source: Reuters

Money Market

Policy Rates: SDF Rate: 14.50% SLF Rate: 15.50% Bank Rate: 18.50% SRR: 4.00%

Overnight Money Market Rates



22-Nov-22 23-Nov-22

Overnight Liquidity (Rs. bn)	22-Nov-22	23-Nov-22
	-162.53	-158.04

Yield Rates of T-Bills

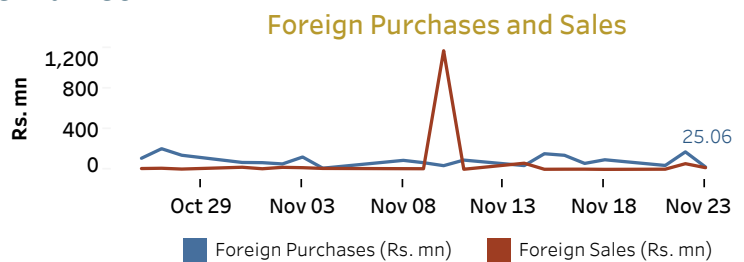
	Primary Market 18-Nov-22	Secondary Market 22-Nov-22
91 Day	33.06	32.53
182 Day	32.51	31.59
364 Day	29.53	29.58

Source: Central Bank of Sri Lanka

Share Market

23-Nov-22		
ASPI	▲	8,173.86
S&P SL20	▲	2,513.57
Daily Turnover		
Rs. 1,453.88 mn		

Market Capitalisation	PE Ratio
Rs. 3,615.91 bn	4.8

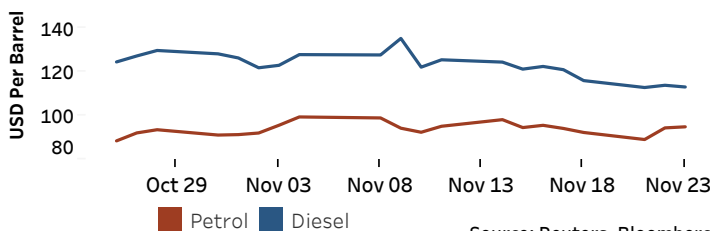


Source: Colombo Stock Exchange

Energy

Petroleum Products (USD per Barrel)

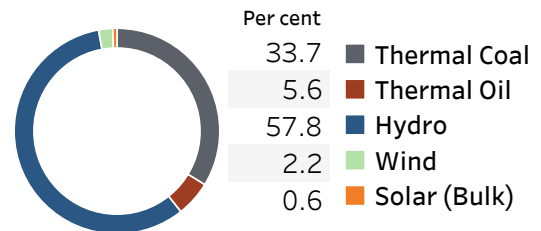
Crude Oil			Refined (Singapore Platts)		
24-Nov-22 *	22-Nov-22		23-Nov-22		
Brent	WTI	OPEC	Petrol	Diesel	Kerosene
85.41	77.68	86.20	94.82	112.90	119.15



Source: Reuters, Bloomberg

Electricity Generation

	22-Nov-22	23-Nov-22
Total Energy (GWh)	38.42	38.73
Peak Demand (MW)	1,940.60	1,970.40



Source: Ceylon Electricity Board