

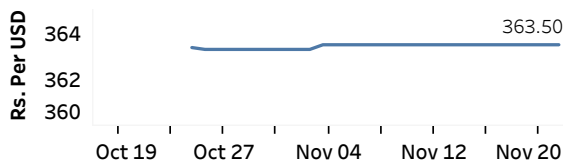


Real GDP: 2022 Q2 -8.4%    NCPI Y-o-Y Change: October 70.6%    CCPI Y-o-Y Change: October 66.0%

## Exchange Rates

22-Nov-22	TT Buying	TT Selling
Rs. Per Unit		
USD	360.9919	371.8325
GBP	425.8233	442.3703
EUR	367.9610	383.3119
JPY	2.5285	2.6343

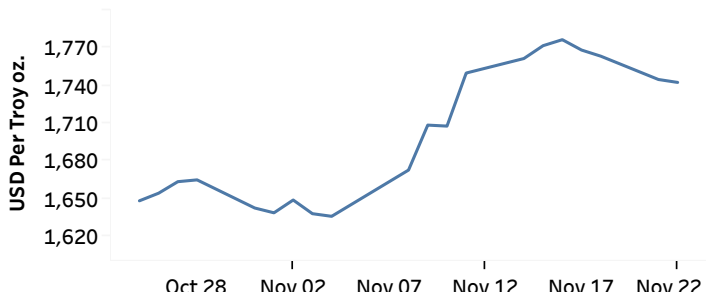
### Middle Rate of the USD/LKR Spot Exchange Rate



Source: Central Bank of Sri Lanka

## Gold Price

18-Nov-22	21-Nov-22	22-Nov-22
USD 1,763.51	USD 1,744.95	USD 1,742.62

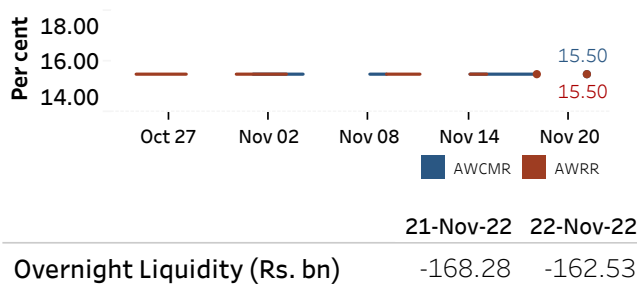


Source: Reuters

## Money Market

Policy Rates: SDF Rate: 14.50%    SLF Rate: 15.50%    Bank Rate: 18.50%    SRR: 4.00%

### Overnight Money Market Rates



21-Nov-22    22-Nov-22

Overnight Liquidity (Rs. bn)    -168.28    -162.53

### Yield Rates of T-Bills

	Primary Market	Secondary Market
	18-Nov-22	21-Nov-22
91 Day	33.06	32.61
182 Day	32.51	31.59
364 Day	29.53	29.58

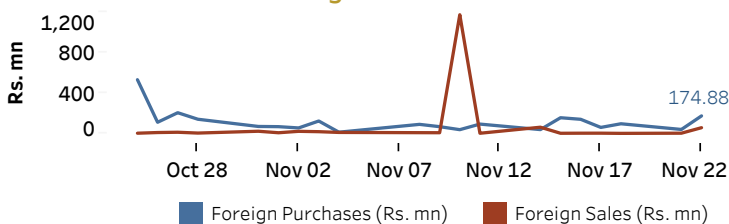
Source: Central Bank of Sri Lanka

## Share Market

22-Nov-22		
ASPI	▲	8,000.44
S&P SL20	▲	2,454.96
Daily Turnover		
Rs. 1,506.23 mn		

Market Capitalisation    PE Ratio  
Rs. 3,551.50 bn    4.7

### Foreign Purchases and Sales

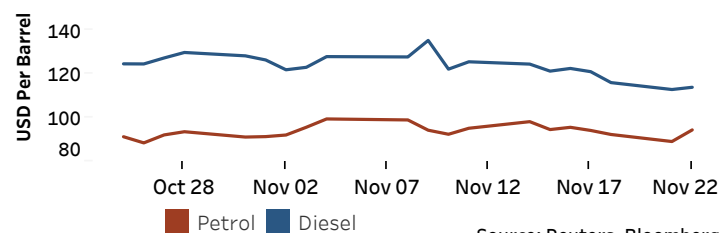


Source: Colombo Stock Exchange

## Energy

### Petroleum Products (USD per Barrel)

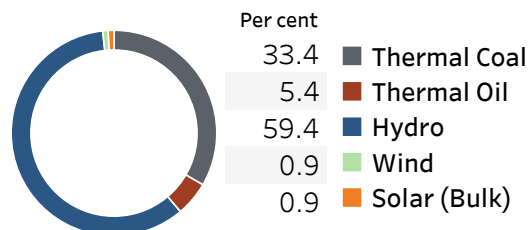
Crude Oil			Refined (Singapore Platts)		
23-Nov-22 *	21-Nov-22		22-Nov-22		
Brent	WTI	OPEC	Petrol	Diesel	Kerosene
88.61	81.29	84.18	94.33	113.68	118.85



Source: Reuters, Bloomberg

### Electricity Generation

	21-Nov-22	22-Nov-22
Total Energy (GWh)	36.62	38.42
Peak Demand (MW)	1,874.50	1,940.60



Source: Ceylon Electricity Board