

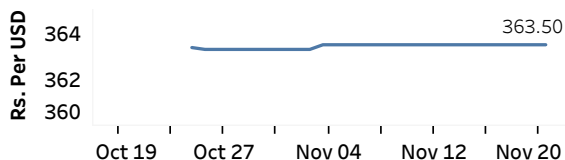


Real GDP: 2022 Q2 -8.4%    NCPI Y-o-Y Change: October 70.6%    CCPI Y-o-Y Change: October 66.0%

## Exchange Rates

21-Nov-22	TT Buying	TT Selling
Rs. Per Unit		
USD	360.9919	371.8325
GBP	425.4912	442.0244
EUR	369.3487	384.6493
JPY	2.5529	2.6615

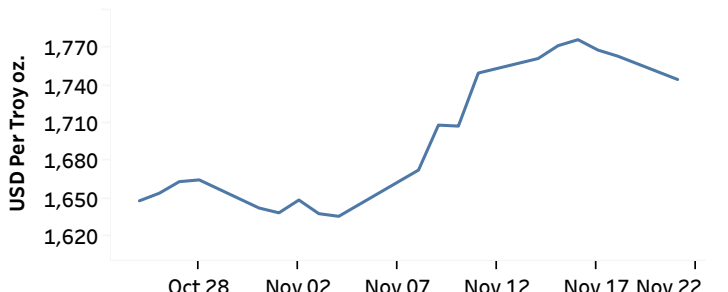
### Middle Rate of the USD/LKR Spot Exchange Rate



Source: Central Bank of Sri Lanka

## Gold Price

17-Nov-22	18-Nov-22	21-Nov-22
USD 1,768.39	USD 1,763.51	USD 1,744.95

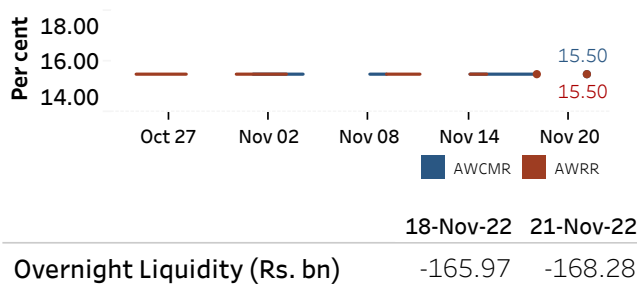


Source: Reuters

## Money Market

Policy Rates: SDF Rate: 14.50%    SLF Rate: 15.50%    Bank Rate: 18.50%    SRR: 4.00%

### Overnight Money Market Rates



18-Nov-22    21-Nov-22

Overnight Liquidity (Rs. bn)    -165.97    -168.28

### Yield Rates of T-Bills

	Primary Market	Secondary Market
	18-Nov-22	18-Nov-22
91 Day	33.06	32.61
182 Day	32.51	31.59
364 Day	29.53	29.58

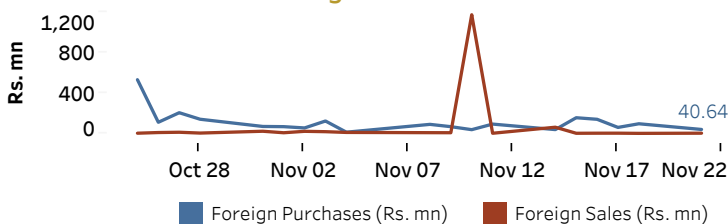
Source: Central Bank of Sri Lanka

## Share Market

	21-Nov-22
ASPI	7,777.02
S&P SL20	2,366.55
Daily Turnover	Rs. 1,204.34 mn

Market Capitalisation    PE Ratio  
Rs. 3,443.98 bn    4.5

### Foreign Purchases and Sales

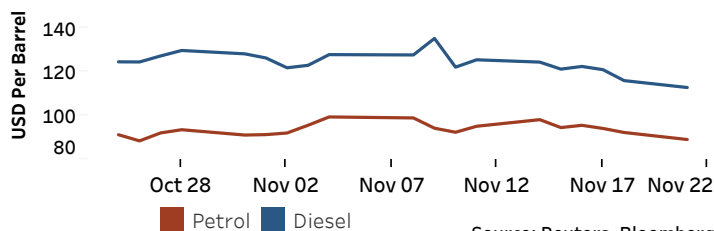


Source: Colombo Stock Exchange

## Energy

### Petroleum Products (USD per Barrel)

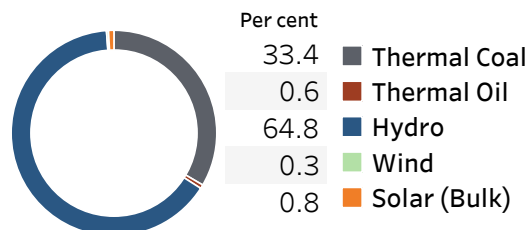
Crude Oil			Refined (Singapore Platts)		
22-Nov-22 *	18-Nov-22		21-Nov-22		
Brent	WTI	OPEC	Petrol	Diesel	Kerosene
87.58	79.73	87.65	89.05	112.66	117.03



Source: Reuters, Bloomberg

### Electricity Generation

	20-Nov-22	21-Nov-22
Total Energy (GWh)	31.53	36.62
Peak Demand (MW)	1,907.60	1,874.50



Source: Ceylon Electricity Board