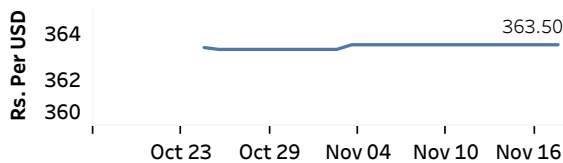


Real GDP: 2022 Q2 -8.4%    NCPI Y-o-Y Change: September 73.7%    CCPI Y-o-Y Change: October 66.0%

## Exchange Rates

18-Nov-22	TT Buying	TT Selling
Rs. Per Unit		
USD	360.9919	371.8325
GBP	427.3310	444.1069
EUR	371.8833	387.3580
JPY	2.5622	2.6691

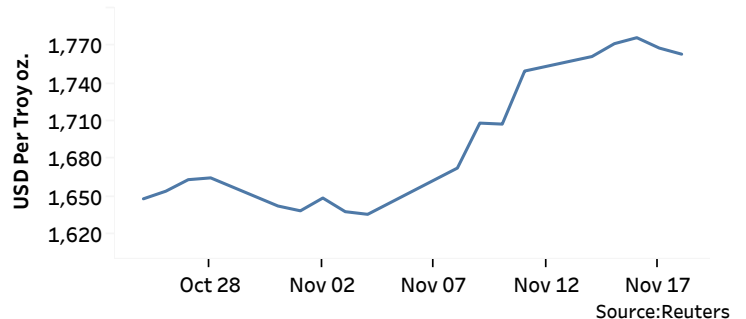
### Middle Rate of the USD/LKR Spot Exchange Rate



Source: Central Bank of Sri Lanka

## Gold Price

16-Nov-22	17-Nov-22	18-Nov-22
USD 1,776.65	USD 1,768.39	USD 1,763.51

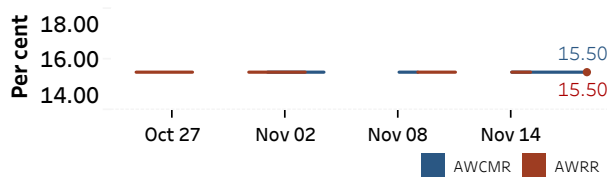


Source: Reuters

## Money Market

Policy Rates: SDF Rate: 14.50%    SLF Rate: 15.50%    Bank Rate: 18.50%    SRR: 4.00%

### Overnight Money Market Rates



17-Nov-22    18-Nov-22

Overnight Liquidity (Rs. bn)	17-Nov-22	18-Nov-22
	-150.76	-165.97

### Yield Rates of T-Bills

	Primary Market 11-Nov-22	Secondary Market 17-Nov-22
91 Day	33.14	31.68
182 Day	32.53	31.61
364 Day	29.55	30.16

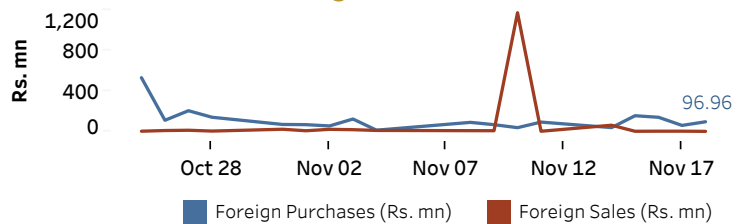
Source: Central Bank of Sri Lanka

## Share Market

	18-Nov-22
ASPI	7,817.89
S&P SL20	2,381.53
Daily Turnover	Rs. 1,437.92 mn

Market Capitalisation	PE Ratio
Rs. 3,456.35 bn	4.5

### Foreign Purchases and Sales

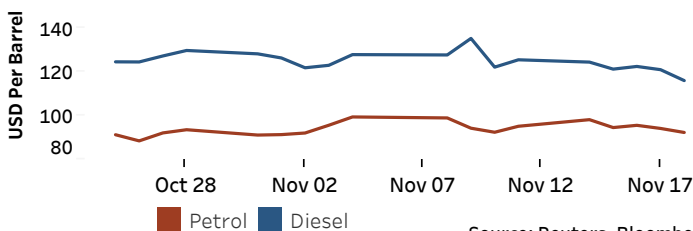


Source: Colombo Stock Exchange

## Energy

### Petroleum Products (USD per Barrel)

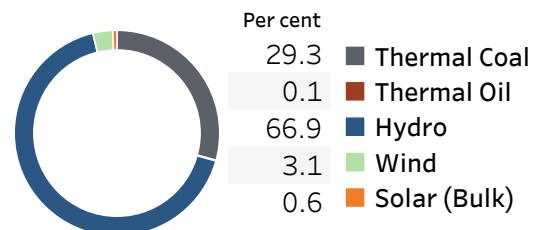
Crude Oil			Refined (Singapore Platts)		
21-Nov-22 *	17-Nov-22		18-Nov-22		
Brent	WTI	OPEC	Petrol	Diesel	Kerosene
86.98	80.00	90.53	92.25	115.80	119.06



Source: Reuters, Bloomberg

### Electricity Generation

	17-Nov-22	18-Nov-22
Total Energy (GWh)	37.58	37.30
Peak Demand (MW)	1,962.80	1,945.30



Source: Ceylon Electricity Board