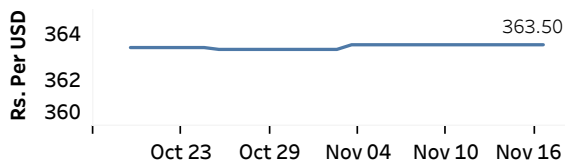


Real GDP: 2022 Q2 -8.4% NCPI Y-o-Y Change: September 73.7% CCPI Y-o-Y Change: October 66.0%

Exchange Rates

Rs. Per Unit	TT Buying	TT Selling
USD	360.9919	371.8325
GBP	426.3270	443.1392
EUR	371.7953	387.2433
JPY	2.5674	2.6746

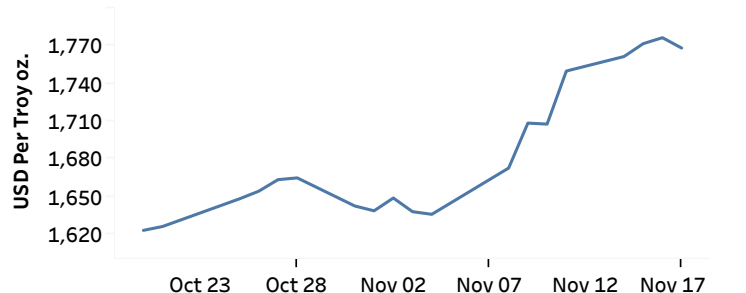
Middle Rate of the USD/LKR Spot Exchange Rate



Source: Central Bank of Sri Lanka

Gold Price

15-Nov-22	16-Nov-22	17-Nov-22
USD 1,771.87	USD 1,776.65	USD 1,768.39

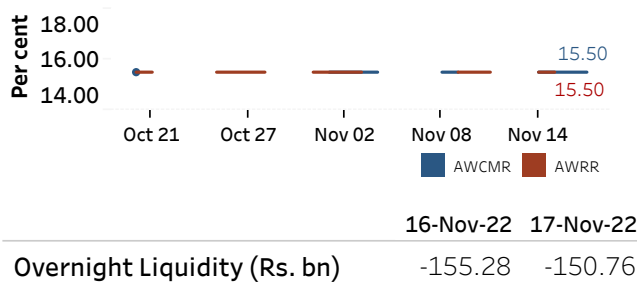


Source: Reuters

Money Market

Policy Rates: SDF Rate: 14.50% SLF Rate: 15.50% Bank Rate: 18.50% SRR: 4.00%

Overnight Money Market Rates



Yield Rates of T-Bills

	Primary Market 11-Nov-22	Secondary Market 16-Nov-22
91 Day	33.14	31.77
182 Day	32.53	31.61
364 Day	29.55	28.79

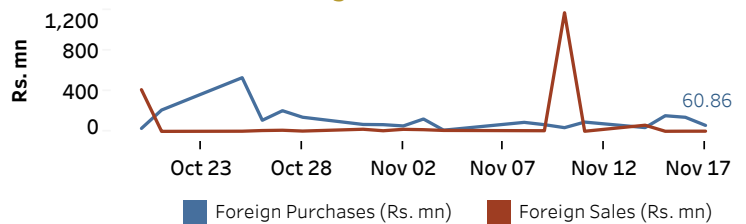
Source: Central Bank of Sri Lanka

Share Market

	17-Nov-22
ASPI	8,034.78
S&P SL20	2,460.17
Daily Turnover	Rs.976.74 mn

Market Capitalisation	PE Ratio
Rs. 3,568.51 bn	4.7

Foreign Purchases and Sales

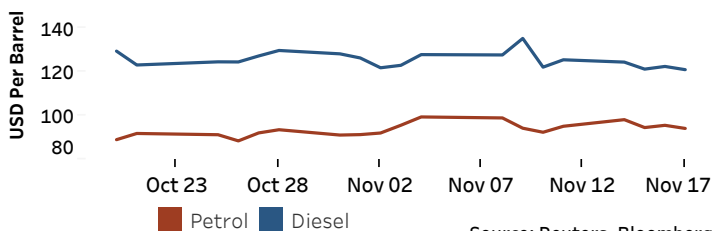


Source: Colombo Stock Exchange

Energy

Petroleum Products (USD per Barrel)

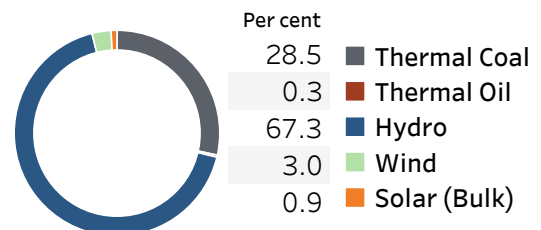
Crude Oil			Refined (Singapore Platts)		
18-Nov-22 *	16-Nov-22		17-Nov-22		
Brent	WTI	OPEC	Petrol	Diesel	Kerosene
90.30	82.30	91.72	94.08	120.76	122.51



Source: Reuters, Bloomberg

Electricity Generation

	16-Nov-22	17-Nov-22
Total Energy (GWh)	37.75	37.58
Peak Demand (MW)	1,961.00	1,962.80



Source: Ceylon Electricity Board