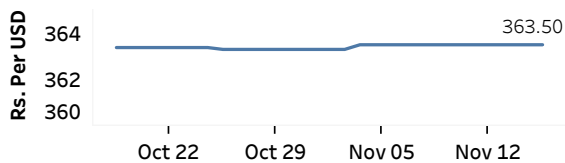


Real GDP: 2022 Q2 -8.4% NCPI Y-o-Y Change: September 73.7% CCPI Y-o-Y Change: October 66.0%

Exchange Rates

16-Nov-22	TT Buying	TT Selling
Rs. Per Unit		
USD	360.9840	371.7757
GBP	425.6847	442.7119
EUR	371.7275	387.1945
JPY	2.5617	2.6686

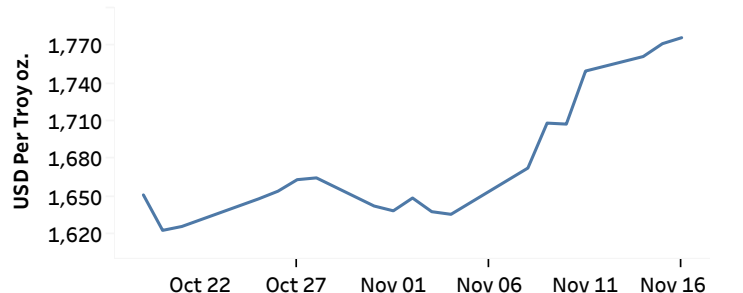
Middle Rate of the USD/LKR Spot Exchange Rate



Source: Central Bank of Sri Lanka

Gold Price

14-Nov-22	15-Nov-22	16-Nov-22
USD 1,761.64	USD 1,771.87	USD 1,776.65

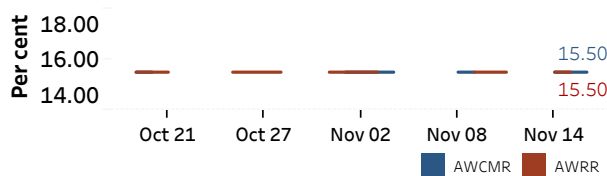


Source: Reuters

Money Market

Policy Rates: SDF Rate: 14.50% SLF Rate: 15.50% Bank Rate: 18.50% SRR: 4.00%

Overnight Money Market Rates



15-Nov-22 16-Nov-22

Overnight Liquidity (Rs. bn) -154.64 -155.28

Yield Rates of T-Bills

	Primary Market 11-Nov-22	Secondary Market 15-Nov-22
91 Day	33.14	31.77
182 Day	32.53	31.61
364 Day	29.55	28.78

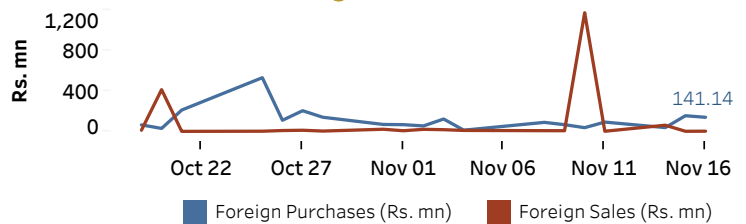
Source: Central Bank of Sri Lanka

Share Market

	16-Nov-22
ASPI	8,087.04
S&P SL20	2,464.20
Daily Turnover	Rs. 1,627.75 mn

Market Capitalisation PE Ratio
Rs. 3,585.12 bn 4.7

Foreign Purchases and Sales

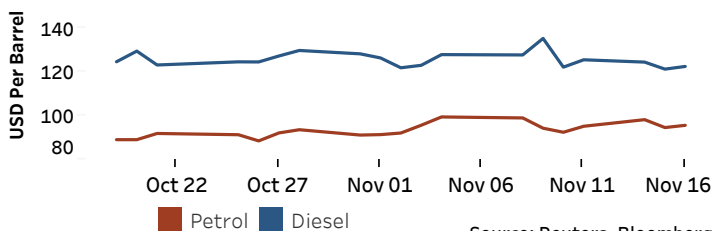


Source: Colombo Stock Exchange

Energy

Petroleum Products (USD per Barrel)

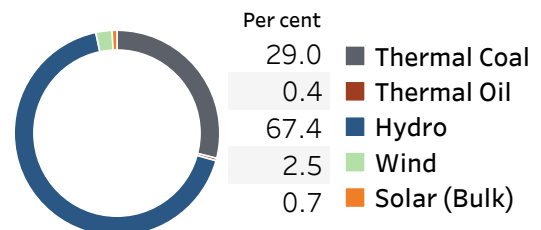
Crude Oil			Refined (Singapore Platts)		
17-Nov-22 *	15-Nov-22		16-Nov-22		
Brent	WTI	OPEC	Petrol	Diesel	Kerosene
92.07	84.80	91.16	95.50	122.23	123.86



Source: Reuters, Bloomberg

Electricity Generation

	15-Nov-22	16-Nov-22
Total Energy (GWh)	36.24	37.75
Peak Demand (MW)	1,913.00	1,961.00



Source: Ceylon Electricity Board