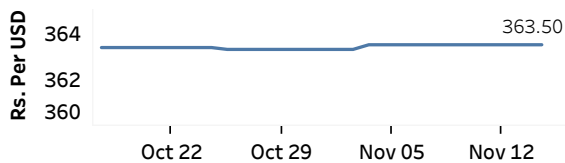


Real GDP: 2022 Q2 -8.4% NCPI Y-o-Y Change: September 73.7% CCPI Y-o-Y Change: October 66.0%

Exchange Rates

Rs. Per Unit	TT Buying	TT Selling
USD	360.9682	371.7599
GBP	422.4194	438.8584
EUR	369.9767	385.3880
JPY	2.5537	2.6603

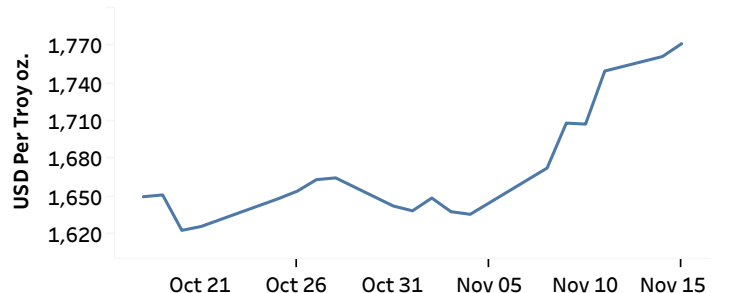
Middle Rate of the USD/LKR Spot Exchange Rate



Source: Central Bank of Sri Lanka

Gold Price

11-Nov-22	14-Nov-22	15-Nov-22
USD 1,750.09	USD 1,761.64	USD 1,771.87




Source: Reuters

Money Market

Policy Rates: SDF Rate: 14.50% SLF Rate: 15.50% Bank Rate: 18.50% SRR: 4.00%

Overnight Money Market Rates



14-Nov-22 15-Nov-22

Overnight Liquidity (Rs. bn)	14-Nov-22	15-Nov-22
	-248.66	-154.64

Yield Rates of T-Bills

	Primary Market 11-Nov-22	Secondary Market 14-Nov-22
91 Day	33.14	31.77
182 Day	32.53	31.61
364 Day	29.55	28.78

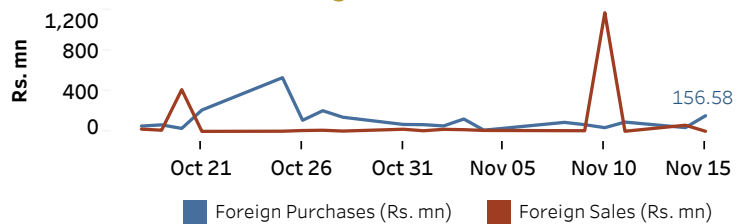
Source: Central Bank of Sri Lanka

Share Market

	15-Nov-22
ASPI	8,291.52
S&P SL20	2,545.28
Daily Turnover	Rs. 1,576.31 mn

Market Capitalisation	PE Ratio
Rs. 3,685.39 bn	4.8

Foreign Purchases and Sales

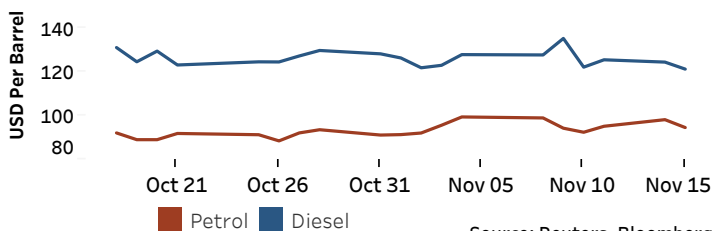


Source: Colombo Stock Exchange

Energy

Petroleum Products (USD per Barrel)

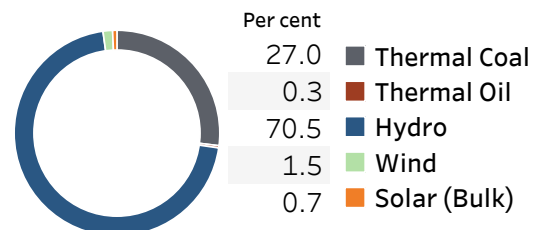
Crude Oil			Refined (Singapore Platts)		
16-Nov-22 *	14-Nov-22		15-Nov-22		
Brent	WTI	OPEC	Petrol	Diesel	Kerosene
93.78	86.90	94.42	94.48	121.01	122.64



Source: Reuters, Bloomberg

Electricity Generation

	14-Nov-22	15-Nov-22
Total Energy (GWh)	35.11	36.24
Peak Demand (MW)	1,767.10	1,913.00



Source: Ceylon Electricity Board