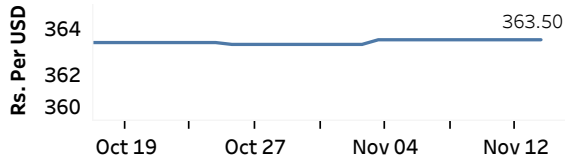


Real GDP: 2022 Q2 -8.4%    NCPI Y-o-Y Change: September 73.7%    CCPI Y-o-Y Change: October 66.0%

## Exchange Rates

14-Nov-22	TT Buying	TT Selling
Rs. Per Unit		
USD	360.9682	371.7599
GBP	423.1851	439.6365
EUR	370.1982	385.6768
JPY	2.5768	2.6841

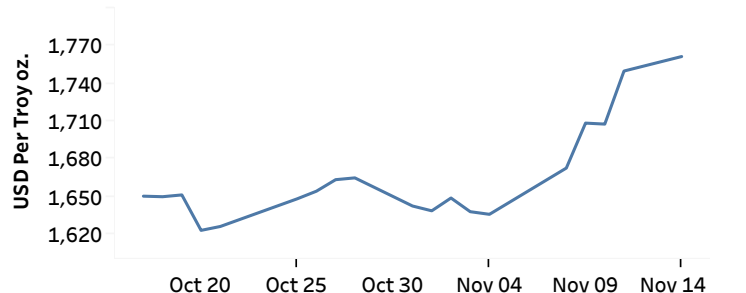
### Middle Rate of the USD/LKR Spot Exchange Rate



Source: Central Bank of Sri Lanka

## Gold Price

10-Nov-22	11-Nov-22	14-Nov-22
USD 1,707.85	USD 1,750.09	USD 1,761.64

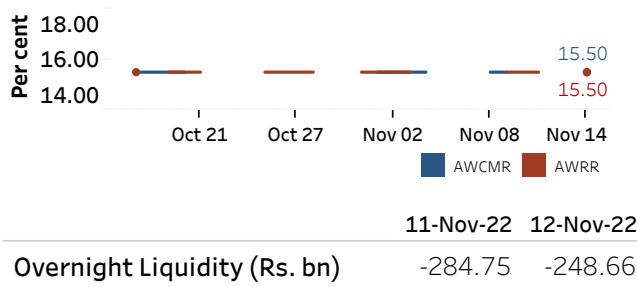


Source: Reuters

## Money Market

Policy Rates: SDF Rate: 14.50%    SLF Rate: 15.50%    Bank Rate: 18.50%    SRR: 4.00%

### Overnight Money Market Rates



11-Nov-22    12-Nov-22

Overnight Liquidity (Rs. bn)    -284.75    -248.66

### Yield Rates of T-Bills

	Primary Market	Secondary Market
	11-Nov-22	11-Nov-22
91 Day	33.14	31.77
182 Day	32.53	31.78
364 Day	29.55	28.78

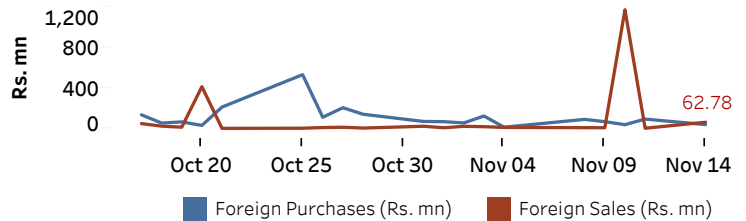
Source: Central Bank of Sri Lanka

## Share Market

	14-Nov-22	
ASPI	▼	8,363.29
S&P SL20	▼	2,566.62
Daily Turnover		Rs.941.09 mn

Market Capitalisation	PE Ratio
Rs. 3,699.25 bn	4.9

### Foreign Purchases and Sales

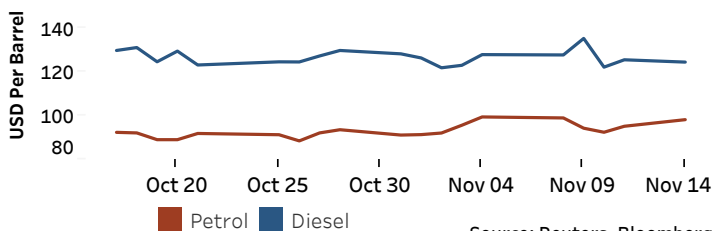


Source: Colombo Stock Exchange

## Energy

### Petroleum Products (USD per Barrel)

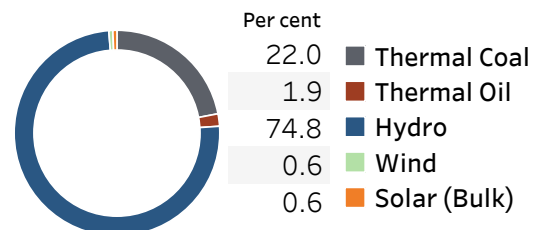
Crude Oil			Refined (Singapore Platts)		
15-Nov-22 *	11-Nov-22		14-Nov-22		
Brent	WTI	OPEC	Petrol	Diesel	Kerosene
92.83	85.38	94.84	98.07	124.20	127.60



Source: Reuters, Bloomberg

### Electricity Generation

	13-Nov-22	14-Nov-22
Total Energy (GWh)	30.98	35.11
Peak Demand (MW)	1,655.70	1,767.10



Source: Ceylon Electricity Board