

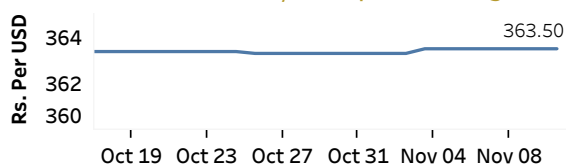


Real GDP: 2022 Q2 -8.4% NCPI Y-o-Y Change: September 73.7% CCPI Y-o-Y Change: October 66.0%

Exchange Rates

11-Nov-22	TT Buying	TT Selling
Rs. Per Unit		
USD	360.9682	371.7599
GBP	418.9378	435.5221
EUR	365.0902	380.3643
JPY	2.5216	2.6279

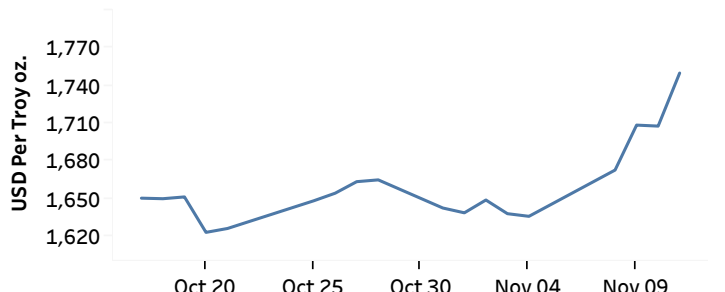
Middle Rate of the USD/LKR Spot Exchange Rate



Source: Central Bank of Sri Lanka

Gold Price

09-Nov-22	10-Nov-22	11-Nov-22
USD 1,708.64	USD 1,707.85	USD 1,750.09

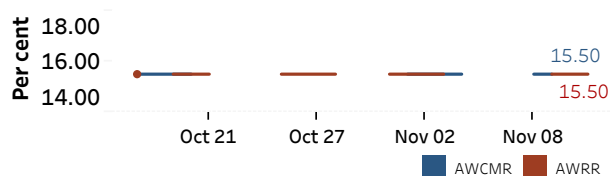


Source: Reuters

Money Market

Policy Rates: SDF Rate: 14.50% SLF Rate: 15.50% Bank Rate: 18.50% SRR: 4.00%

Overnight Money Market Rates



10-Nov-22 11-Nov-22

Overnight Liquidity (Rs. bn) -276.54 -284.75

Yield Rates of T-Bills

	Primary Market 04-Nov-22	Secondary Market 10-Nov-22
91 Day	33.10	31.77
182 Day	32.53	32.02
364 Day	29.57	28.78

Source: Central Bank of Sri Lanka

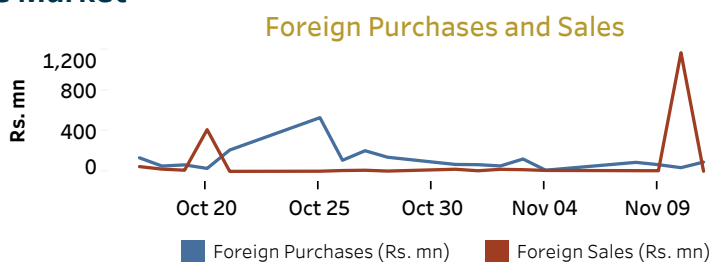
Share Market

	11-Nov-22
ASPI	8,419.06
S&P SL20	2,580.18

Daily Turnover

Rs.862.05 mn

Market Capitalisation	PE Ratio
Rs. 3,713.65 bn	4.9

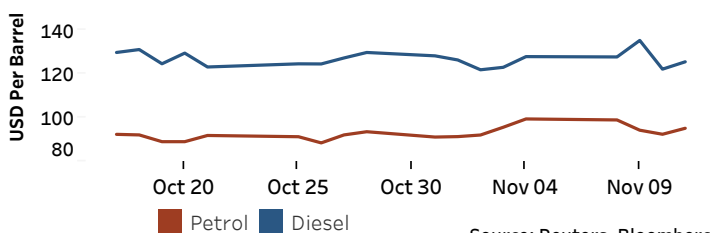


Source: Colombo Stock Exchange

Energy

Petroleum Products (USD per Barrel)

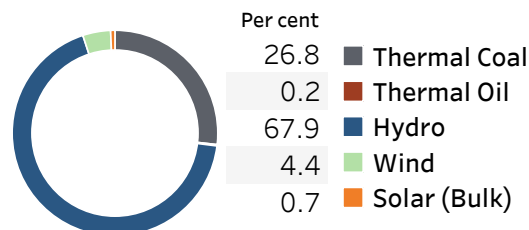
Crude Oil			Refined (Singapore Platts)		
14-Nov-22 *	10-Nov-22		11-Nov-22		
Brent	WTI	OPEC	Petrol	Diesel	Kerosene
96.65	89.55	91.32	95.07	125.25	127.76



Source: Reuters, Bloomberg

Electricity Generation

	10-Nov-22	11-Nov-22
Total Energy (GWh)	37.16	37.22
Peak Demand (MW)	1,891.60	1,883.00



Source: Ceylon Electricity Board