

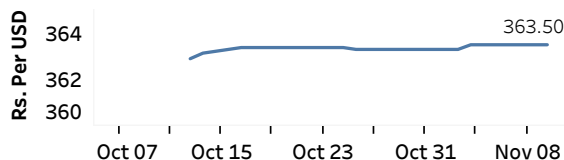


Real GDP: 2022 Q2 -8.4%    NCPI Y-o-Y Change: September 73.7%    CCPI Y-o-Y Change: October 66.0%

## Exchange Rates

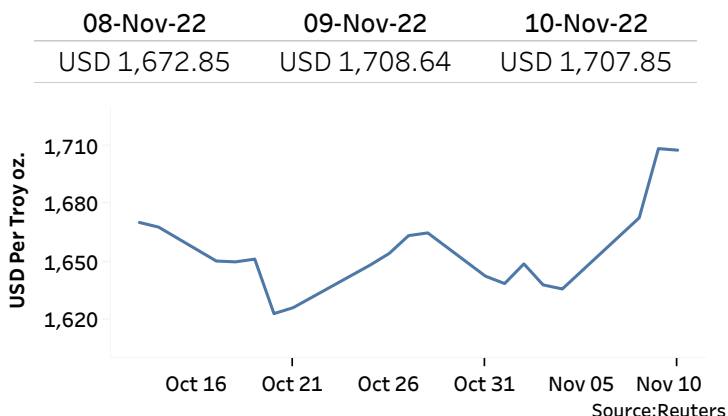
10-Nov-22	TT Buying	TT Selling
Rs. Per Unit		
USD	360.9682	371.7599
GBP	408.9382	425.2428
EUR	359.2302	374.3698
JPY	2.4502	2.5545

### Middle Rate of the USD/LKR Spot Exchange Rate



Source: Central Bank of Sri Lanka

## Gold Price

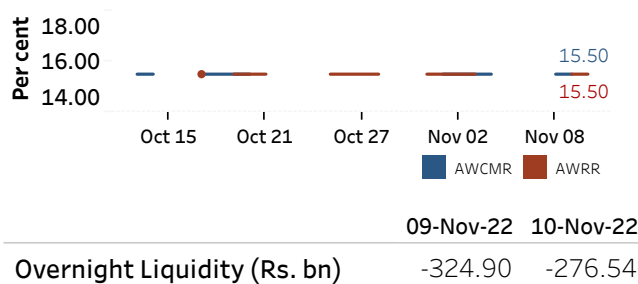


Source: Reuters

## Money Market

Policy Rates: SDF Rate: 14.50%    SLF Rate: 15.50%    Bank Rate: 18.50%    SRR: 4.00%

### Overnight Money Market Rates



### Yield Rates of T-Bills

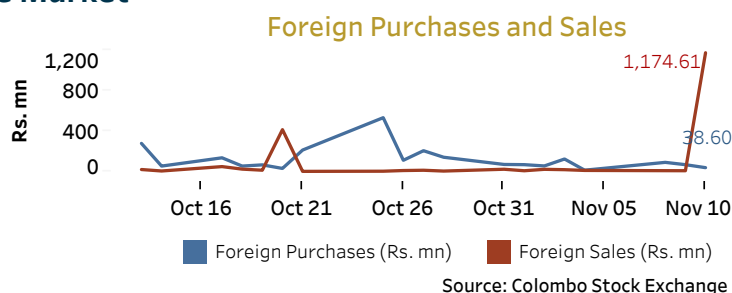
	Primary Market 04-Nov-22	Secondary Market 09-Nov-22
91 Day	33.10	31.77
182 Day	32.53	32.02
364 Day	29.57	28.78

Source: Central Bank of Sri Lanka

## Share Market

10-Nov-22		
ASPI	▲	8,322.62
S&P SL20	▲	2,560.28
Daily Turnover		
Rs. 2,331.53 mn		

Market Capitalisation	PE Ratio
Rs. 3,674.49 bn	4.8

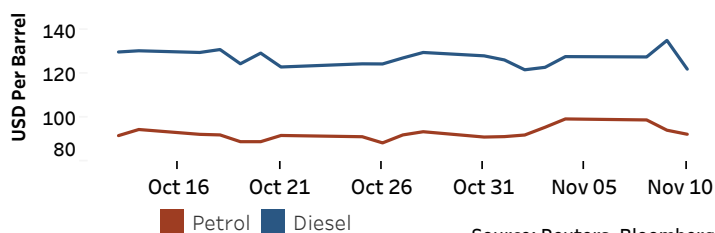


Source: Colombo Stock Exchange

## Energy

### Petroleum Products (USD per Barrel)

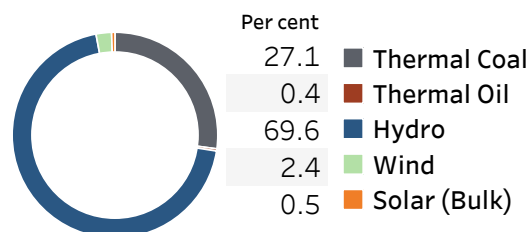
Crude Oil			Refined (Singapore Platts)		
11-Nov-22 *	09-Nov-22		10-Nov-22		
Brent	WTI	OPEC	Petrol	Diesel	Kerosene
93.97	86.82	93.22	92.35	121.91	125.12



Source: Reuters, Bloomberg

### Electricity Generation

	09-Nov-22	10-Nov-22
Total Energy (GWh)	37.31	37.16
Peak Demand (MW)	1,874.90	1,891.60



Source: Ceylon Electricity Board