

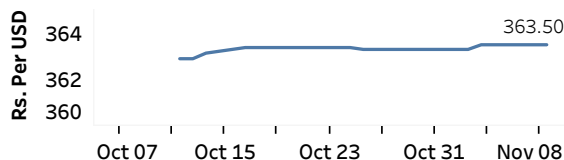


Real GDP: 2022 Q2 -8.4% NCPI Y-o-Y Change: September 73.7% CCPI Y-o-Y Change: October 66.0%

Exchange Rates

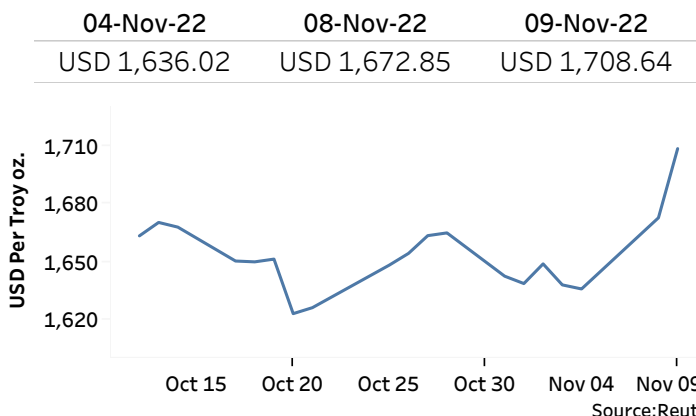
| 09-Nov-22 | TT Buying | TT Selling |
|--------------|-----------|------------|
| Rs. Per Unit | | |
| USD | 360.9682 | 371.7599 |
| GBP | 414.3697 | 430.8330 |
| EUR | 361.1894 | 376.3303 |
| JPY | 2.4642 | 2.5675 |

Middle Rate of the USD/LKR Spot Exchange Rate



Source: Central Bank of Sri Lanka

Gold Price




Source: Reuters

Money Market

Policy Rates: SDF Rate: 14.50% SLF Rate: 15.50% Bank Rate: 18.50% SRR: 4.00%

Overnight Money Market Rates



Yield Rates of T-Bills

| | Primary Market | Secondary Market |
|---------|----------------|------------------|
| | 04-Nov-22 | 08-Nov-22 |
| 91 Day | 33.10 | 31.77 |
| 182 Day | 32.53 | 32.02 |
| 364 Day | 29.57 | 28.78 |

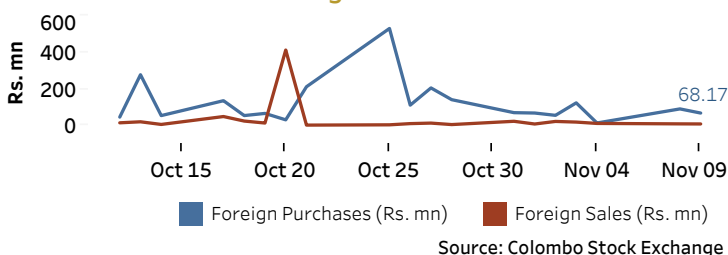
Source: Central Bank of Sri Lanka

| | 08-Nov-22 | 09-Nov-22 |
|------------------------------|-----------|-----------|
| Overnight Liquidity (Rs. bn) | -316.77 | -324.90 |

Share Market

| 09-Nov-22 | | |
|----------------|---|----------|
| ASPI | ▲ | 8,293.50 |
| S&P SL20 | ▲ | 2,541.58 |
| Daily Turnover | | |
| Rs. 831.30 mn | | |

Foreign Purchases and Sales



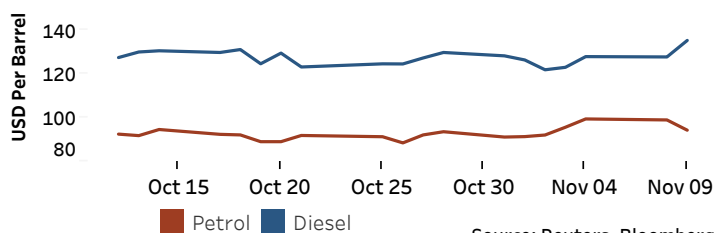
Source: Colombo Stock Exchange

| Market Capitalisation | PE Ratio |
|-----------------------|----------|
| Rs. 3,672.32 bn | 4.8 |

Energy

Petroleum Products (USD per Barrel)

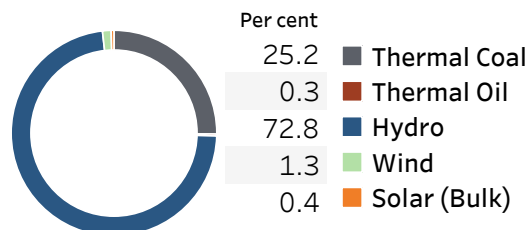
| Crude Oil | | | Refined (Singapore Platts) | | |
|-------------|-----------|-------|----------------------------|--------|----------|
| 10-Nov-22 * | 08-Nov-22 | | 09-Nov-22 | | |
| Brent | WTI | OPEC | Petrol | Diesel | Kerosene |
| 92.44 | 85.60 | 95.99 | 94.19 | 134.95 | 127.31 |



Source: Reuters, Bloomberg

Electricity Generation

| | 08-Nov-22 | 09-Nov-22 |
|--------------------|-----------|-----------|
| Total Energy (GWh) | 35.66 | 37.31 |
| Peak Demand (MW) | 1,909.00 | 1,874.90 |



Source: Ceylon Electricity Board