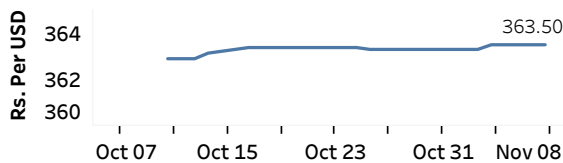


Real GDP: 2022 Q2 -8.4% NCPI Y-o-Y Change: September 73.7% CCPI Y-o-Y Change: October 66.0%

Exchange Rates

08-Nov-22	TT Buying	TT Selling
Rs. Per Unit		
USD	360.8893	371.6809
GBP	412.9326	429.3042
EUR	358.7830	373.8635
JPY	2.4417	2.5454

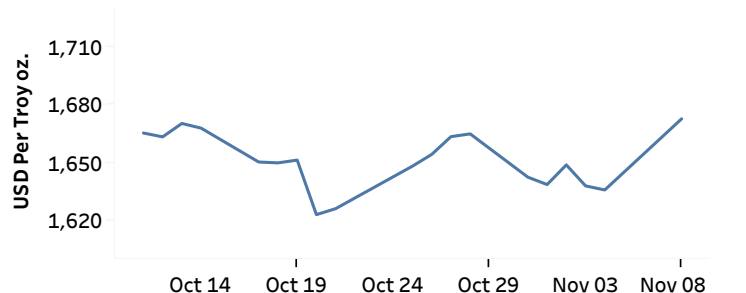
Middle Rate of the USD/LKR Spot Exchange Rate



Source: Central Bank of Sri Lanka

Gold Price

03-Nov-22	04-Nov-22	08-Nov-22
USD 1,638.13	USD 1,636.02	USD 1,672.85

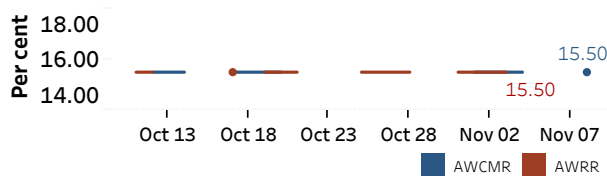


Source: Reuters

Money Market

Policy Rates: SDF Rate: 14.50% SLF Rate: 15.50% Bank Rate: 18.50% SRR: 4.00%

Overnight Money Market Rates



04-Nov-22 08-Nov-22

Overnight Liquidity (Rs. bn) -344.53 -316.77

Yield Rates of T-Bills

	Primary Market	Secondary Market
	04-Nov-22	04-Nov-22
91 Day	33.10	31.69
182 Day	32.53	32.02
364 Day	29.57	28.78

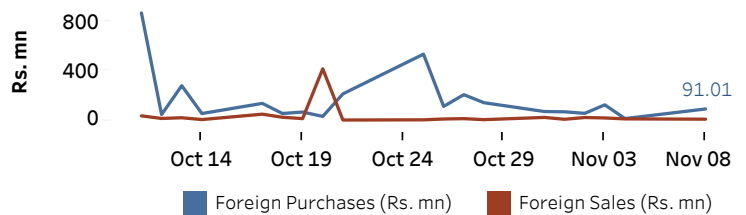
Source: Central Bank of Sri Lanka

Share Market

08-Nov-22	
ASPI	8,267.77
S&P SL20	2,518.83
Daily Turnover	
Rs. 1,123.86 mn	

Market Capitalisation	PE Ratio
Rs. 3,660.16 bn	4.8

Foreign Purchases and Sales

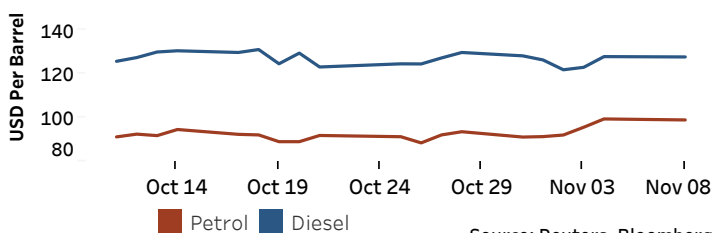


Source: Colombo Stock Exchange

Energy

Petroleum Products (USD per Barrel)

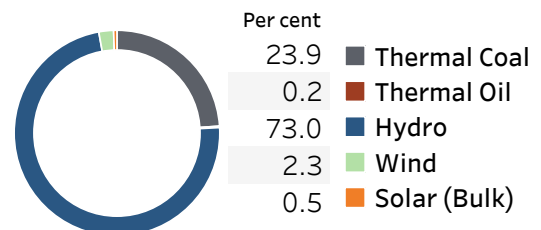
Crude Oil			Refined (Singapore Platts)		
09-Nov-22 *	04-Nov-22		08-Nov-22		
Brent	WTI	OPEC	Petrol	Diesel	Kerosene
95.36	88.86	96.15	98.85	127.45	127.30



Source: Reuters, Bloomberg

Electricity Generation

	07-Nov-22	08-Nov-22
Total Energy (GWh)	28.68	35.66
Peak Demand (MW)	1,779.30	1,909.00



Source: Ceylon Electricity Board