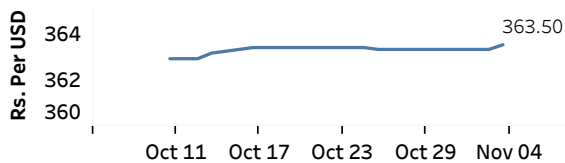


Real GDP: 2022 Q2 -8.4%    NCPI Y-o-Y Change: September 73.7%    CCPI Y-o-Y Change: October 66.0%

## Exchange Rates

04-Nov-22	TT Buying	TT Selling
Rs. Per Unit		
USD	360.8893	371.6809
GBP	402.0247	418.0119
EUR	349.8926	364.7649
JPY	2.4180	2.5209

### Middle Rate of the USD/LKR Spot Exchange Rate



Source: Central Bank of Sri Lanka

## Gold Price

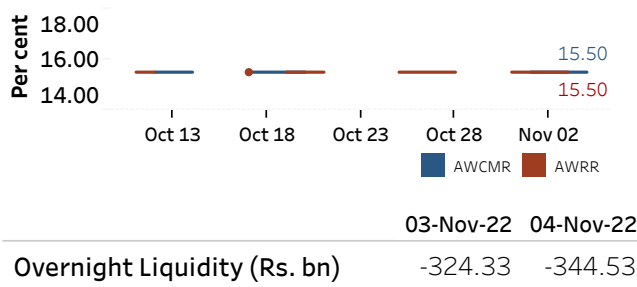


Source: Reuters

## Money Market

Policy Rates: SDF Rate: 14.50%    SLF Rate: 15.50%    Bank Rate: 18.50%    SRR: 4.00%

### Overnight Money Market Rates



03-Nov-22    04-Nov-22

Overnight Liquidity (Rs. bn)    -324.33    -344.53

### Yield Rates of T-Bills

	Primary Market 28-Oct-22	Secondary Market 03-Nov-22
91 Day	33.05	31.81
182 Day	32.53	32.27
364 Day	29.60	28.94

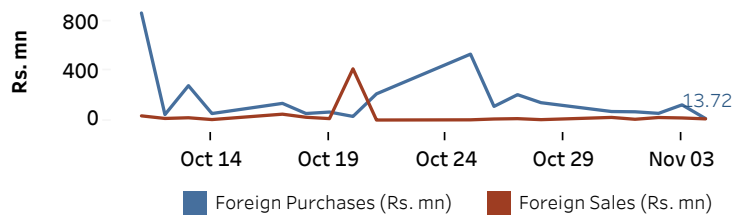
Source: Central Bank of Sri Lanka

## Share Market

04-Nov-22		
ASPI	▼	8,491.80
S&P SL20	▲	2,585.43
Daily Turnover		
Rs. 817.85 mn		

Market Capitalisation    PE Ratio  
Rs. 3,756.50 bn    4.9

### Foreign Purchases and Sales

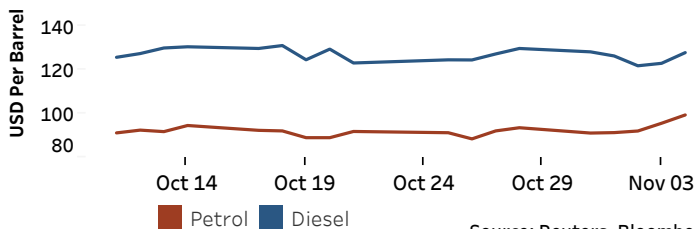


Source: Colombo Stock Exchange

## Energy

### Petroleum Products (USD per Barrel)

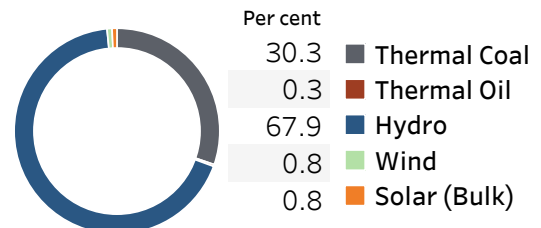
Crude Oil			Refined (Singapore Platts)		
08-Nov-22 *	04-Nov-22		04-Nov-22		
Brent	WTI	OPEC	Petrol	Diesel	Kerosene
98.19	92.04	96.15	99.30	127.60	127.16



Source: Reuters, Bloomberg

### Electricity Generation

	03-Nov-22	04-Nov-22
Total Energy (GWh)	37.43	37.25
Peak Demand (MW)	1,904.20	1,999.90



Source: Ceylon Electricity Board