

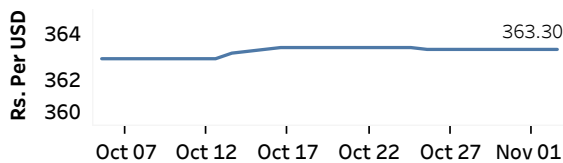


Real GDP: 2022 Q2 -8.4% NCPI Y-o-Y Change: September 73.7% CCPI Y-o-Y Change: October 66.0%

Exchange Rates

03-Nov-22	TT Buying	TT Selling
Rs. Per Unit		
USD	360.7631	371.5650
GBP	409.2676	425.4878
EUR	352.0053	366.9465
JPY	2.4298	2.5332

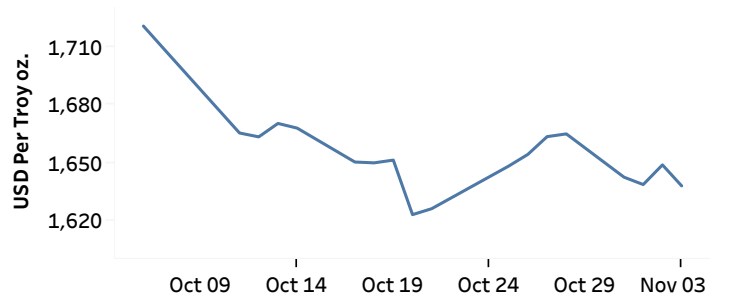
Middle Rate of the USD/LKR Spot Exchange Rate



Source: Central Bank of Sri Lanka

Gold Price

01-Nov-22	02-Nov-22	03-Nov-22
USD 1,638.82	USD 1,649.01	USD 1,638.13

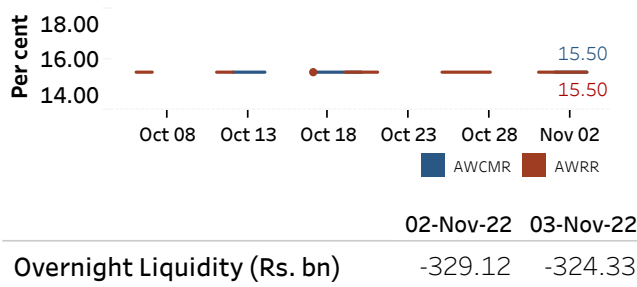


Source: Reuters

Money Market

Policy Rates: SDF Rate: 14.50% SLF Rate: 15.50% Bank Rate: 18.50% SRR: 4.00%

Overnight Money Market Rates



02-Nov-22 03-Nov-22

Overnight Liquidity (Rs. bn) -329.12 -324.33

Yield Rates of T-Bills

	Primary Market 28-Oct-22	Secondary Market 02-Nov-22
91 Day	33.05	31.81
182 Day	32.53	32.27
364 Day	29.60	28.94

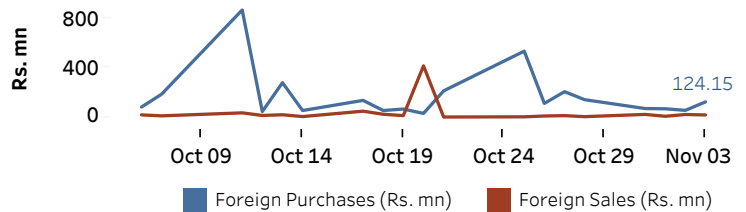
Source: Central Bank of Sri Lanka

Share Market

	03-Nov-22
ASPI	8,508.98
S&P SL20	2,583.75
Daily Turnover	Rs. 1,190.16 mn

Market Capitalisation	PE Ratio
Rs. 3,763.12 bn	4.9

Foreign Purchases and Sales

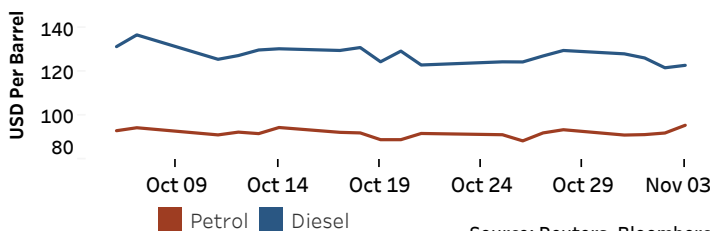


Source: Colombo Stock Exchange

Energy

Petroleum Products (USD per Barrel)

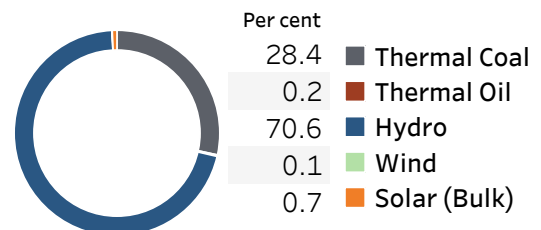
Crude Oil			Refined (Singapore Platts)		
04-Nov-22 *	02-Nov-22		03-Nov-22		
Brent	WTI	OPEC	Petrol	Diesel	Kerosene
94.74	88.26	94.74	95.53	122.74	120.82



Source: Reuters, Bloomberg

Electricity Generation

	02-Nov-22	03-Nov-22
Total Energy (GWh)	36.80	37.43
Peak Demand (MW)	1,990.70	1,904.20



Source: Ceylon Electricity Board