

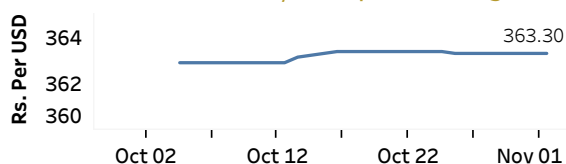


Real GDP: 2022 Q2 -8.4% NCPI Y-o-Y Change: September 73.7% CCPI Y-o-Y Change: October 66.0%

Exchange Rates

02-Nov-22	TT Buying	TT Selling
Rs. Per Unit		
USD	360.7104	371.5123
GBP	412.8923	429.2256
EUR	354.1595	369.1657
JPY	2.4299	2.5333

Middle Rate of the USD/LKR Spot Exchange Rate



Source: Central Bank of Sri Lanka

Gold Price

31-Oct-22	01-Nov-22	02-Nov-22
USD 1,642.64	USD 1,638.82	USD 1,649.01

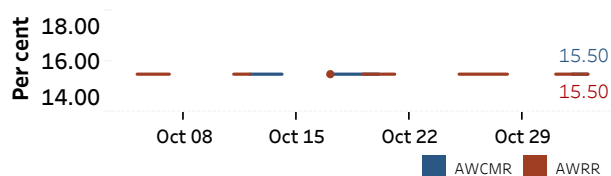


Source: Reuters

Money Market

Policy Rates: SDF Rate: 14.50% SLF Rate: 15.50% Bank Rate: 18.50% SRR: 4.00%

Overnight Money Market Rates



01-Nov-22 02-Nov-22

Overnight Liquidity (Rs. bn) -332.97 -329.12

Yield Rates of T-Bills

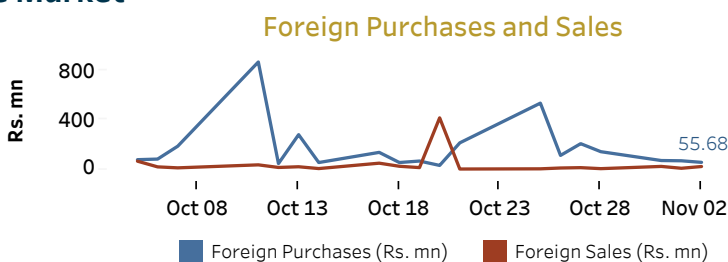
	Primary Market 28-Oct-22	Secondary Market 01-Nov-22
91 Day	33.05	31.81
182 Day	32.53	32.27
364 Day	29.60	28.90

Source: Central Bank of Sri Lanka

Share Market

02-Nov-22	
ASPI	8,561.96
S&P SL20	2,601.73
Daily Turnover	
Rs. 1,195.24 mn	

Market Capitalisation	PE Ratio
Rs. 3,794.88 bn	5.0

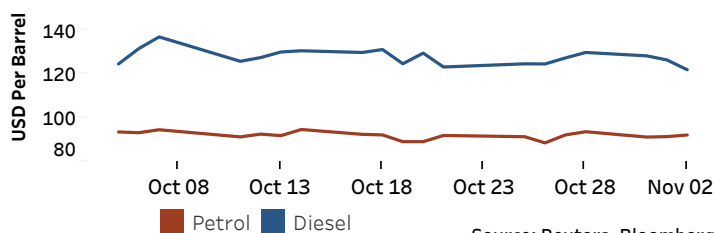


Source: Colombo Stock Exchange

Energy

Petroleum Products (USD per Barrel)

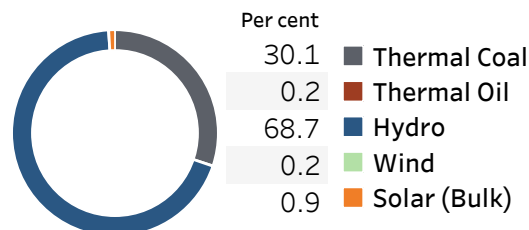
Crude Oil			Refined (Singapore Platts)		
03-Nov-22 *		01-Nov-22	02-Nov-22		
Brent	WTI	OPEC	Petrol	Diesel	Kerosene
95.62	89.31	94.43	92.01	121.62	119.11



Source: Reuters, Bloomberg

Electricity Generation

	01-Nov-22	02-Nov-22
Total Energy (GWh)	38.33	36.80
Peak Demand (MW)	1,935.70	1,990.70



Source: Ceylon Electricity Board