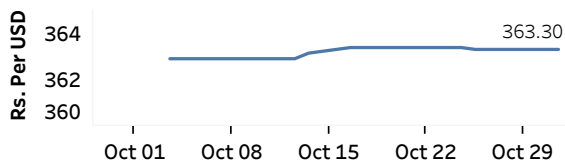


Real GDP: 2022 Q2 -8.4% NCPI Y-o-Y Change: September 73.7% CCPI Y-o-Y Change: October 66.0%

Exchange Rates

01-Nov-22	TT Buying	TT Selling
Rs. Per Unit		
USD	360.6578	371.4597
GBP	412.3642	428.9492
EUR	354.5662	369.6089
JPY	2.4141	2.5170

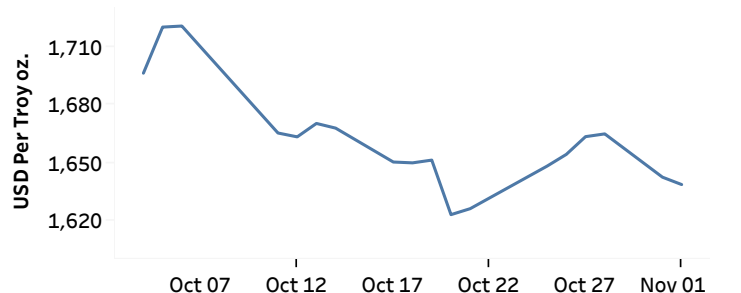
Middle Rate of the USD/LKR Spot Exchange Rate



Source: Central Bank of Sri Lanka

Gold Price

28-Oct-22	31-Oct-22	01-Nov-22
USD 1,665.04	USD 1,642.64	USD 1,638.82

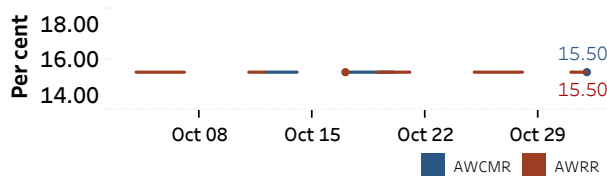


Source: Reuters

Money Market

Policy Rates: SDF Rate: 14.50% SLF Rate: 15.50% Bank Rate: 18.50% SRR: 4.00%

Overnight Money Market Rates



31-Oct-22 01-Nov-22

Overnight Liquidity (Rs. bn)	31-Oct-22	01-Nov-22
	-344.06	-332.97

Yield Rates of T-Bills

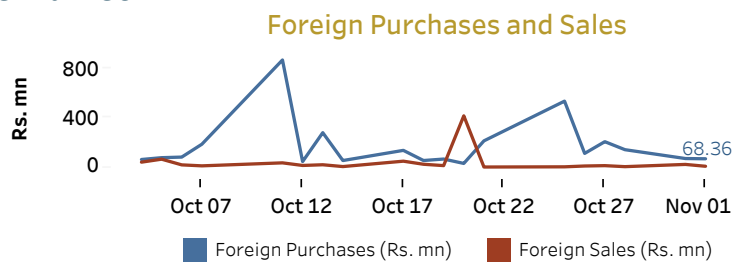
	Yield Rates (%)	
	Primary Market	Secondary Market
	28-Oct-22	31-Oct-22
91 Day	33.05	31.81
182 Day	32.53	32.27
364 Day	29.60	28.90

Source: Central Bank of Sri Lanka

Share Market

01-Nov-22		
ASPI	▲	8,605.85
S&P SL20	▲	2,610.60
Daily Turnover		
Rs. 1,262.80 mn		

Market Capitalisation	PE Ratio
Rs. 3,798.77 bn	5.0

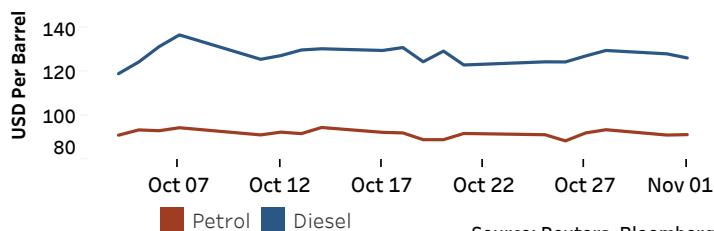


Source: Colombo Stock Exchange

Energy

Petroleum Products (USD per Barrel)

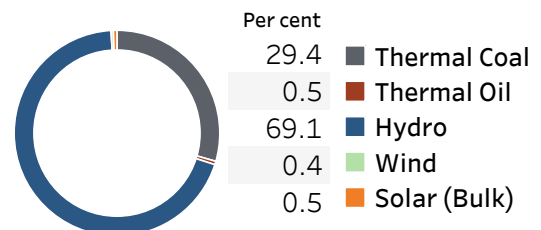
Crude Oil			Refined (Singapore Platts)		
02-Nov-22 *		27-Oct-22	01-Nov-22		
Brent	WTI	OPEC	Petrol	Diesel	Kerosene
95.38	89.25	94.73	91.28	126.08	123.44



Source: Reuters, Bloomberg

Electricity Generation

	31-Oct-22	01-Nov-22
Total Energy (GWh)	37.20	38.33
Peak Demand (MW)	1,940.70	1,935.70



Source: Ceylon Electricity Board