

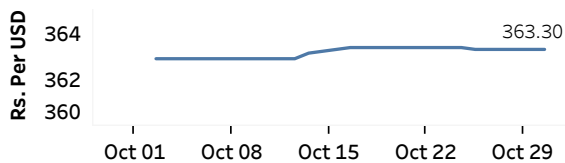


Real GDP: 2022 Q2 -8.4%    NCPI Y-o-Y Change: September 73.7%    CCPI Y-o-Y Change: October 66.0%

### Exchange Rates

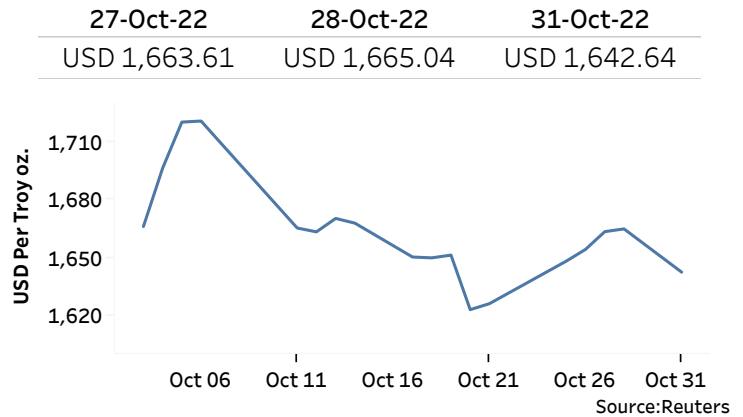
31-Oct-22	TT Buying	TT Selling
Rs. Per Unit		
USD	360.6537	371.2103
GBP	415.9240	432.3466
EUR	356.3481	371.4353
JPY	2.4171	2.5201

### Middle Rate of the USD/LKR Spot Exchange Rate



Source: Central Bank of Sri Lanka

### Gold Price

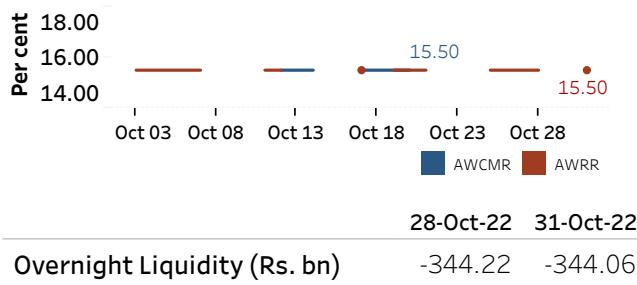


Source: Reuters

### Money Market

Policy Rates: SDF Rate: 14.50%    SLF Rate: 15.50%    Bank Rate: 18.50%    SRR: 4.00%

### Overnight Money Market Rates



### Yield Rates of T-Bills

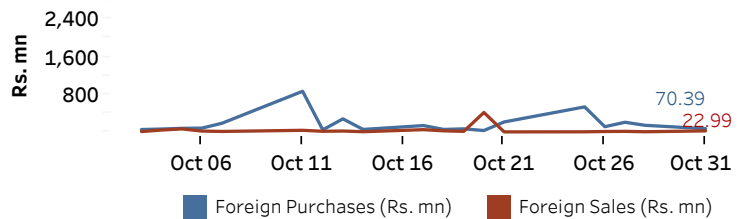
	Primary Market	Secondary Market
	28-Oct-22	28-Oct-22
91 Day	33.05	31.81
182 Day	32.53	31.97
364 Day	29.60	28.90

Source: Central Bank of Sri Lanka

### Share Market

	31-Oct-22
ASPI	8,602.16
S&P SL20	2,590.61
Daily Turnover	Rs. 1,084.66 mn

Market Capitalisation	PE Ratio
Rs. 3,779.40 bn	5.0

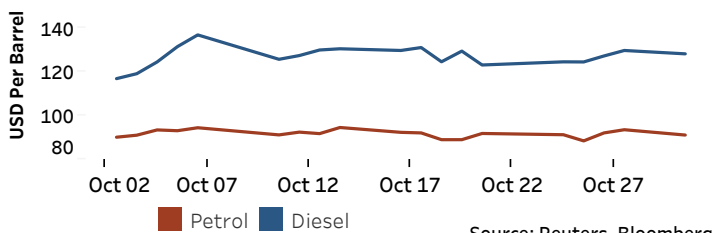


Source: Colombo Stock Exchange

### Energy

#### Petroleum Products (USD per Barrel)

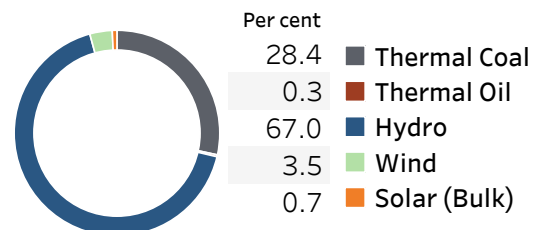
Crude Oil			Refined (Singapore Platts)		
01-Nov-22 *	27-Oct-22	31-Oct-22	Petrol	Diesel	Kerosene
Brent	WTI	OPEC			
94.83	86.67	94.73	91.08	127.95	124.46



Source: Reuters, Bloomberg

#### Electricity Generation

	30-Oct-22	31-Oct-22
Total Energy (GWh)	32.35	37.20
Peak Demand (MW)	1,888.90	1,940.70



Source: Ceylon Electricity Board