

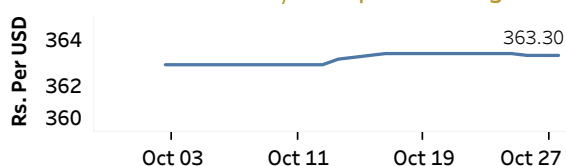


Real GDP: 2022 Q2 -8.4% NCPI Y-o-Y Change: September 73.7% CCPI Y-o-Y Change: September 69.8%

Exchange Rates

28-Oct-22	TT Buying	TT Selling
Rs. Per Unit		
USD	360.6345	371.2296
GBP	415.3806	431.5789
EUR	357.6055	372.7674
JPY	2.4442	2.5483

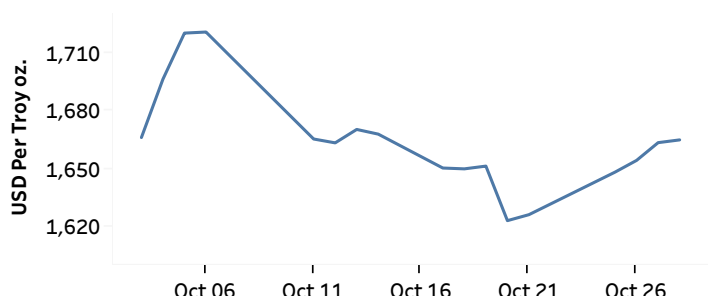
Middle Rate of the USD/LKR Spot Exchange Rate



Source: Central Bank of Sri Lanka

Gold Price

26-Oct-22	27-Oct-22	28-Oct-22
USD 1,654.44	USD 1,663.61	USD 1,665.04

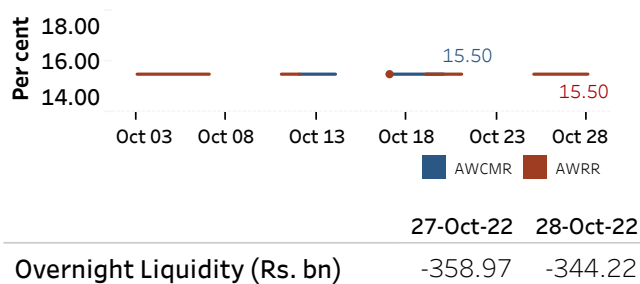


Source: Reuters

Money Market

Policy Rates: SDF Rate: 14.50% SLF Rate: 15.50% Bank Rate: 18.50% SRR: 4.00%

Overnight Money Market Rates



27-Oct-22 28-Oct-22

Overnight Liquidity (Rs. bn) -358.97 -344.22

Yield Rates of T-Bills

	Primary Market 21-Oct-22	Secondary Market 27-Oct-22
91 Day	33.05	31.81
182 Day	32.53	32.04
364 Day	29.60	27.91

Source: Central Bank of Sri Lanka

Share Market

	28-Oct-22
ASPI	8,728.60
S&P SL20	2,642.44

Daily Turnover

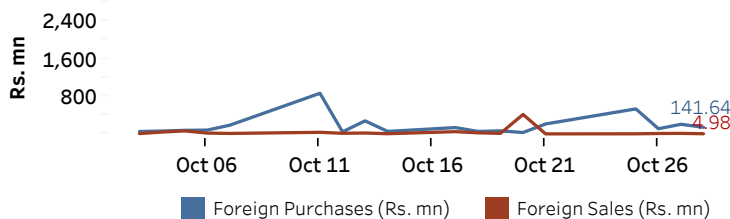
Rs. 1,009.29 mn

Market Capitalisation

Rs. 3,840.46 bn

PE Ratio

5.0

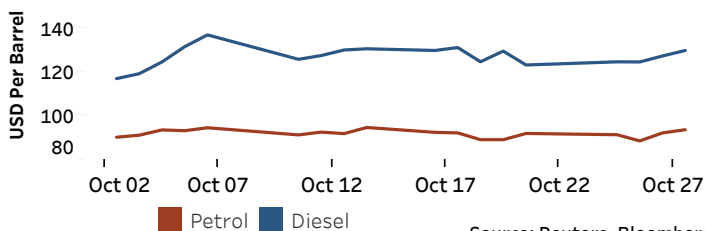


Source: Colombo Stock Exchange

Energy

Petroleum Products (USD per Barrel)

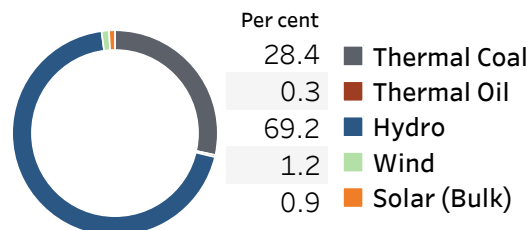
Crude Oil			Refined (Singapore Platts)		
31-Oct-22 *	27-Oct-22	28-Oct-22	28-Oct-22	28-Oct-22	28-Oct-22
Brent	WTI	OPEC	Petrol	Diesel	Kerosene
95.95	88.18	94.73	93.50	129.48	126.66



Source: Reuters, Bloomberg

Electricity Generation

	27-Oct-22	28-Oct-22
Total Energy (GWh)	37.80	37.56
Peak Demand (MW)	1,888.10	1,933.70



Source: Ceylon Electricity Board