



Real GDP: 2022 Q2 -8.4% NCPI Y-o-Y Change: September 73.7% CCPI Y-o-Y Change: September 69.8%

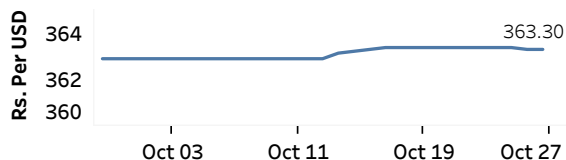
Exchange Rates

27-Oct-22	TT Buying	TT Selling
Rs. Per Unit		
USD	360.6537	371.2103
GBP	416.5071	432.9232
EUR	360.2397	375.6851
JPY	2.4478	2.5516

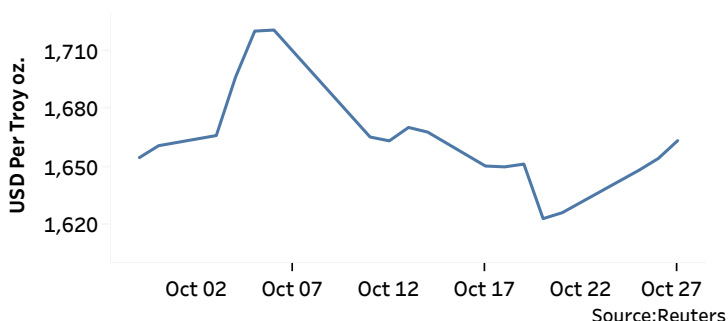
Gold Price

25-Oct-22	26-Oct-22	27-Oct-22
USD 1,648.37	USD 1,654.44	USD 1,663.61

Middle Rate of the USD/LKR Spot Exchange Rate



Source: Central Bank of Sri Lanka

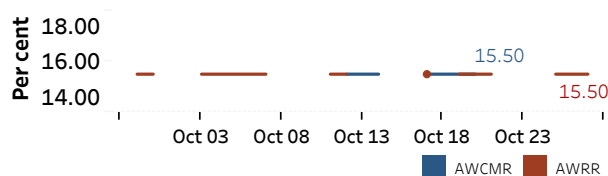


Source: Reuters

Money Market

Policy Rates: SDF Rate: 14.50% SLF Rate: 15.50% Bank Rate: 18.50% SRR: 4.00%

Overnight Money Market Rates



26-Oct-22 27-Oct-22

Overnight Liquidity (Rs. bn) -359.17 -358.97

Yield Rates of T-Bills

	Primary Market 21-Oct-22	Secondary Market 26-Oct-22
91 Day	33.05	31.81
182 Day	32.53	32.04
364 Day	29.60	28.07

Source: Central Bank of Sri Lanka

Share Market

27-Oct-22
ASPI ▲ 8,802.23
S&P SL20 ▲ 2,677.03

Daily Turnover

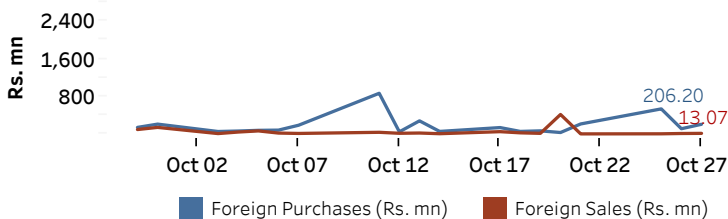
Rs. 1,307.39 mn

Market Capitalisation

Rs. 3,880.29 bn

PE Ratio

5.1

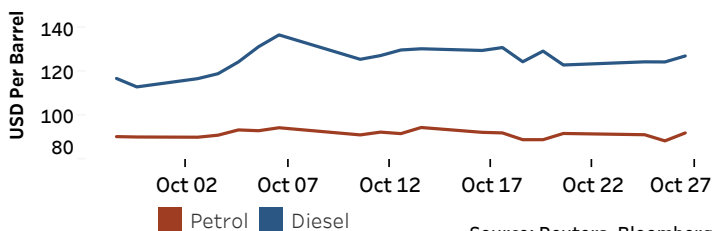


Source: Colombo Stock Exchange

Energy

Petroleum Products (USD per Barrel)

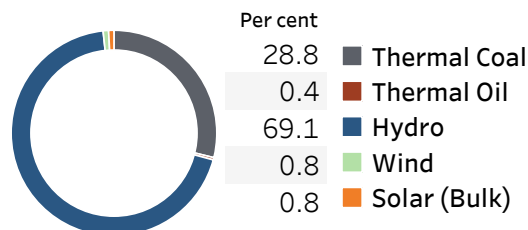
Crude Oil			Refined (Singapore Platts)		
28-Oct-22 *	26-Oct-22	27-Oct-22			
Brent	WTI	OPEC	Petrol	Diesel	Kerosene
96.63	88.61	93.32	92.05	126.99	125.32



Source: Reuters, Bloomberg

Electricity Generation

	26-Oct-22	27-Oct-22
Total Energy (GWh)	37.84	37.80
Peak Demand (MW)	1,916.90	1,888.10



Source: Ceylon Electricity Board