

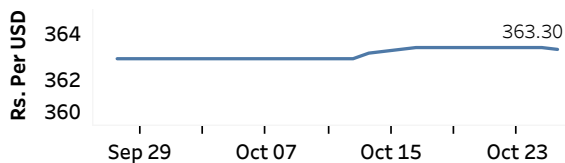


Real GDP: 2022 Q2 -8.4% NCPI Y-o-Y Change: September 73.7% CCPI Y-o-Y Change: September 69.8%

Exchange Rates

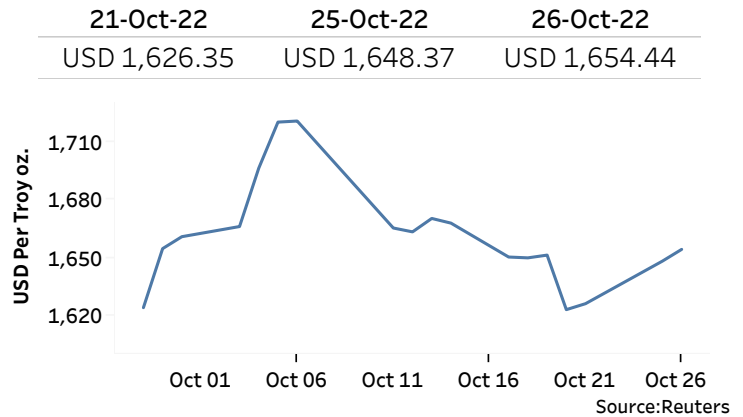
| 26-Oct-22 | TT Buying | TT Selling |
|--------------|-----------|------------|
| Rs. Per Unit | | |
| USD | 360.6537 | 371.2103 |
| GBP | 410.8418 | 426.9546 |
| EUR | 356.3569 | 371.3761 |
| JPY | 2.4129 | 2.5159 |

Middle Rate of the USD/LKR Spot Exchange Rate



Source: Central Bank of Sri Lanka

Gold Price

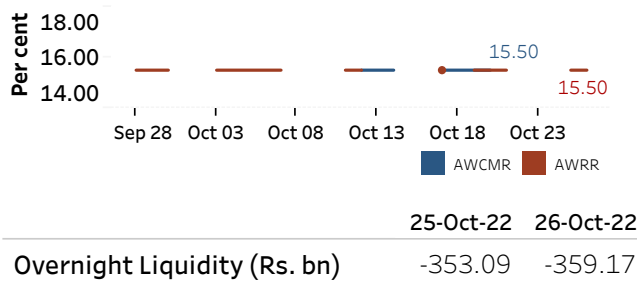


Source: Reuters

Money Market

Policy Rates: SDF Rate: 14.50% SLF Rate: 15.50% Bank Rate: 18.50% SRR: 4.00%

Overnight Money Market Rates



Yield Rates of T-Bills

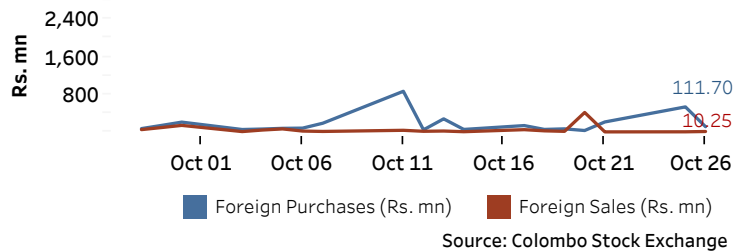
| | Primary Market | Secondary Market |
|---------|----------------|------------------|
| | 21-Oct-22 | 25-Oct-22 |
| 91 Day | 33.05 | 31.81 |
| 182 Day | 32.53 | 32.04 |
| 364 Day | 29.60 | 28.07 |

Source: Central Bank of Sri Lanka

Share Market

| 26-Oct-22 | |
|-----------------|------------|
| ASPI | 8,602.97 ▲ |
| S&P SL20 | 2,608.15 ▲ |
| Daily Turnover | |
| Rs. 1,253.80 mn | |

| Market Capitalisation | PE Ratio |
|-----------------------|----------|
| Rs. 3,787.57 bn | 5.0 |

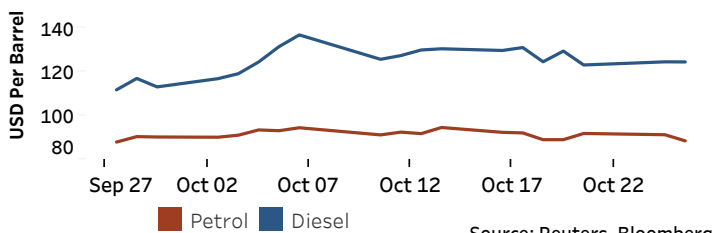


Source: Colombo Stock Exchange

Energy

Petroleum Products (USD per Barrel)

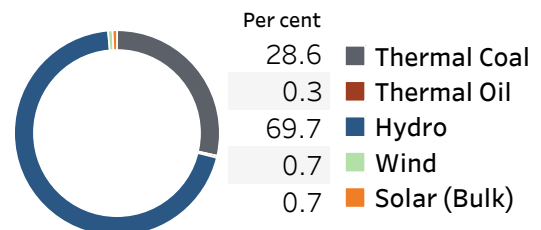
| Crude Oil | | | Refined (Singapore Platts) | | |
|-------------|-----------|-----------|----------------------------|--------|----------|
| 27-Oct-22 * | 21-Oct-22 | 26-Oct-22 | Petrol | Diesel | Kerosene |
| Brent | WTI | OPEC | | | |
| 95.91 | 88.10 | 92.09 | 88.43 | 124.27 | 122.09 |



Source: Reuters, Bloomberg

Electricity Generation

| | 25-Oct-22 | 26-Oct-22 |
|--------------------|-----------|-----------|
| Total Energy (GWh) | 37.43 | 37.84 |
| Peak Demand (MW) | 2,001.30 | 1,916.90 |



Source: Ceylon Electricity Board