



Real GDP: 2022 Q2 -8.4% NCPI Y-o-Y Change: September 73.7% CCPI Y-o-Y Change: September 69.8%

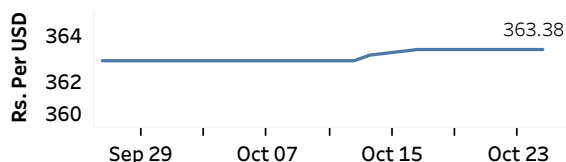
Exchange Rates

25-Oct-22	TT Buying	TT Selling
Rs. Per Unit		
USD	360.7106	371.2612
GBP	405.3858	421.4839
EUR	353.8694	368.8872
JPY	2.4039	2.5064

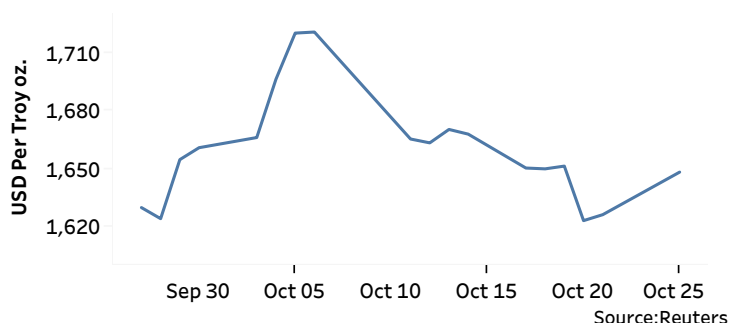
Gold Price

20-Oct-22	21-Oct-22	25-Oct-22
USD 1,623.25	USD 1,626.35	USD 1,648.37

Middle Rate of the USD/LKR Spot Exchange Rate



Source: Central Bank of Sri Lanka

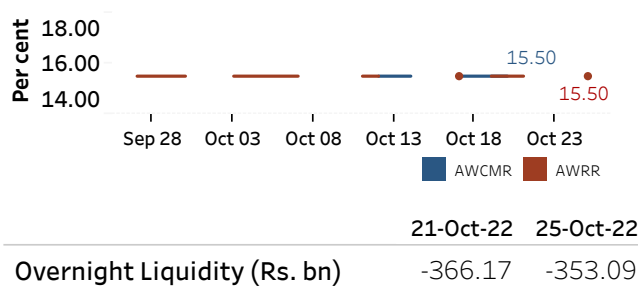


Source: Reuters

Money Market

Policy Rates: SDF Rate: 14.50% SLF Rate: 15.50% Bank Rate: 18.50% SRR: 4.00%

Overnight Money Market Rates



21-Oct-22 25-Oct-22

Overnight Liquidity (Rs. bn) -366.17 -353.09

Yield Rates of T-Bills

	Primary Market	Secondary Market
	21-Oct-22	21-Oct-22
91 Day	33.05	31.62
182 Day	32.53	32.04
364 Day	29.60	28.07

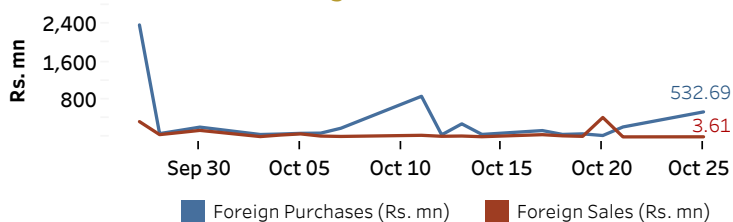
Source: Central Bank of Sri Lanka

Share Market

25-Oct-22	
ASPI	8,516.40
S&P SL20	2,554.01
Daily Turnover	
Rs. 2,050.11 mn	

Market Capitalisation	PE Ratio
Rs. 3,745.90 bn	4.9

Foreign Purchases and Sales

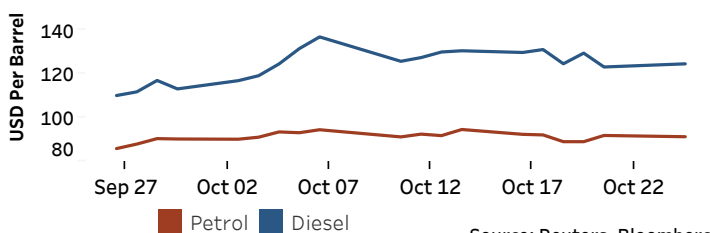


Source: Colombo Stock Exchange

Energy

Petroleum Products (USD per Barrel)

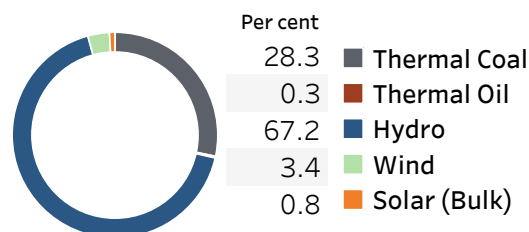
Crude Oil			Refined (Singapore Platts)		
26-Oct-22 *	21-Oct-22	25-Oct-22	25-Oct-22		
Brent	WTI	OPEC	Petrol	Diesel	Kerosene
92.54	84.62	92.09	91.23	124.32	121.31



Source: Reuters, Bloomberg

Electricity Generation

	24-Oct-22	25-Oct-22
Total Energy (GWh)	34.40	37.43
Peak Demand (MW)	2,055.60	2,001.30



Source: Ceylon Electricity Board