

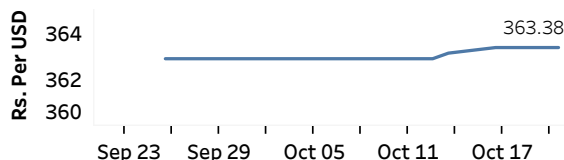


Real GDP: 2022 Q2 -8.4%    NCPI Y-o-Y Change: September 73.7%    CCPI Y-o-Y Change: September 69.8%

### Exchange Rates

21-Oct-22	TT Buying	TT Selling
Rs. Per Unit		
USD	360.7312	371.2425
GBP	401.9620	417.9717
EUR	349.9535	364.8447
JPY	2.3818	2.4836

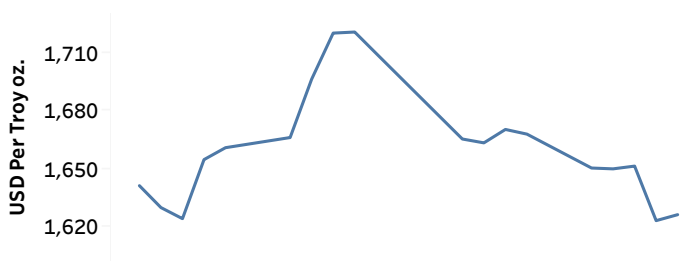
### Middle Rate of the USD/LKR Spot Exchange Rate



Source: Central Bank of Sri Lanka

### Gold Price

19-Oct-22	20-Oct-22	21-Oct-22
USD 1,651.47	USD 1,623.25	USD 1,626.35




Source: Reuters

### Money Market

Policy Rates: SDF Rate: 14.50%    SLF Rate: 15.50%    Bank Rate: 18.50%    SRR: 4.00%

#### Overnight Money Market Rates



20-Oct-22    21-Oct-22

Overnight Liquidity (Rs. bn)    -367.04    -366.17

#### Yield Rates of T-Bills

	Primary Market 14-Oct-22	Secondary Market 20-Oct-22
91 Day	33.05	31.51
182 Day	32.53	29.35
364 Day	29.60	28.07

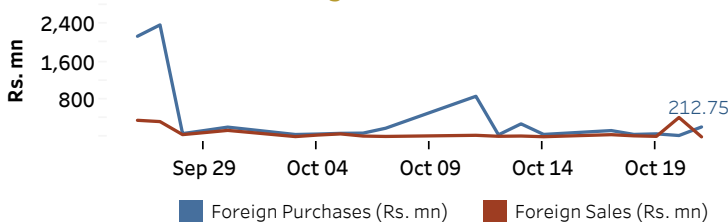
Source: Central Bank of Sri Lanka

### Share Market

	21-Oct-22
ASPI	8,685.52
S&P SL20	2,597.87
Daily Turnover	Rs. 1,315.95 mn

Market Capitalisation    PE Ratio  
Rs. 3,809.46 bn    5.0

#### Foreign Purchases and Sales

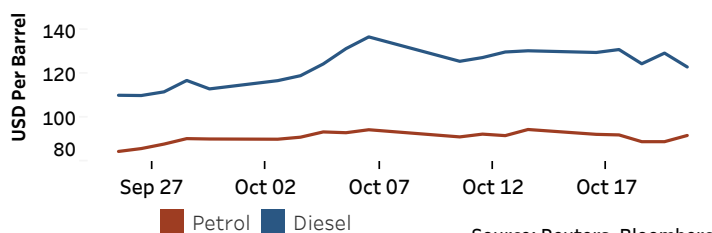


Source: Colombo Stock Exchange

### Energy

#### Petroleum Products (USD per Barrel)

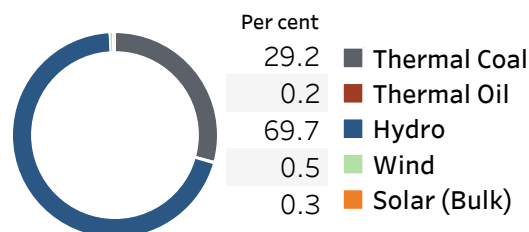
Crude Oil			Refined (Singapore Platts)		
25-Oct-22 *	21-Oct-22		21-Oct-22		
Brent	WTI	OPEC	Petrol	Diesel	Kerosene
93.35	84.76	92.09	91.80	122.89	119.96



Source: Reuters, Bloomberg

#### Electricity Generation

	20-Oct-22	21-Oct-22
Total Energy (GWh)	38.37	37.19
Peak Demand (MW)	1,898.10	1,818.00



Source: Ceylon Electricity Board