



Real GDP: 2022 Q2 -8.4%

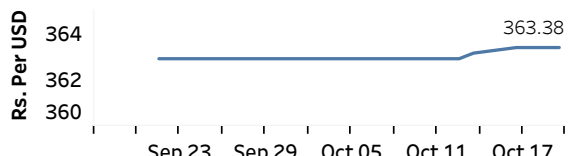
NCPI Y-o-Y Change: August 70.2%

CCPI Y-o-Y Change: September 69.8%

Exchange Rates

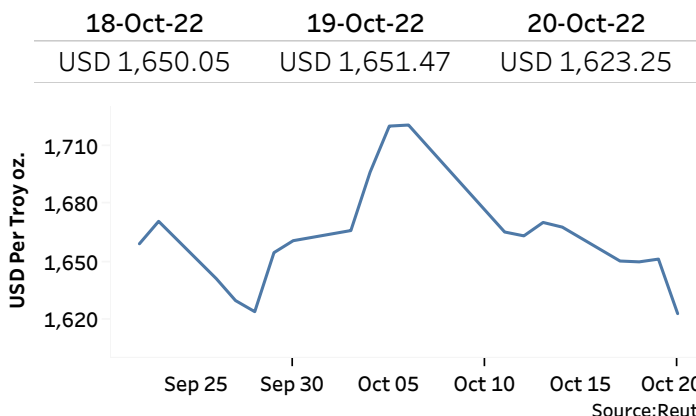
20-Oct-22	TT Buying	TT Selling
Rs. Per Unit		
USD	360.5935	371.1179
GBP	401.5475	417.4836
EUR	349.2715	364.1309
JPY	2.3868	2.4887

Middle Rate of the USD/LKR Spot Exchange Rate



Source: Central Bank of Sri Lanka

Gold Price

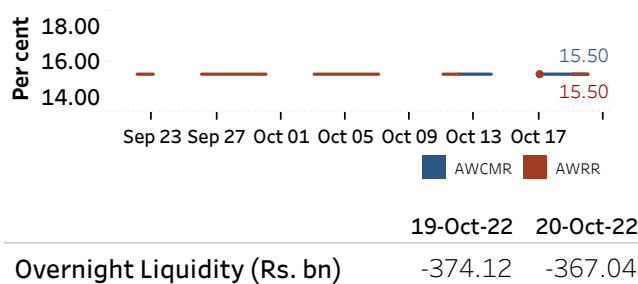


Source: Reuters

Money Market

Policy Rates: SDF Rate: 14.50% SLF Rate: 15.50% Bank Rate: 18.50% SRR: 4.00%

Overnight Money Market Rates



19-Oct-22 20-Oct-22

Overnight Liquidity (Rs. bn) -374.12 -367.04

Yield Rates of T-Bills

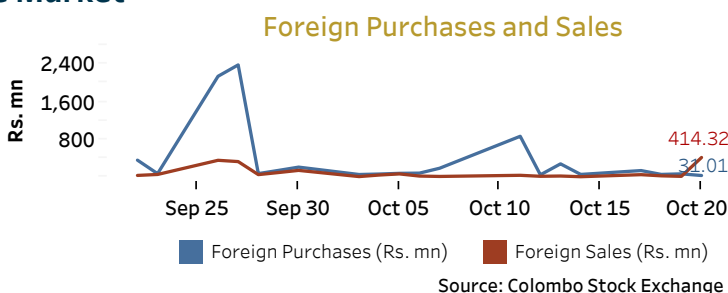
	Primary Market 14-Oct-22	Secondary Market 19-Oct-22
91 Day	33.05	31.51
182 Day	32.53	29.35
364 Day	29.60	28.07

Source: Central Bank of Sri Lanka

Share Market

	20-Oct-22
ASPI	8,737.38
S&P SL20	2,613.06
Daily Turnover	Rs. 1,496.57 mn

Market Capitalisation	PE Ratio
Rs. 3,825.58 bn	5.0

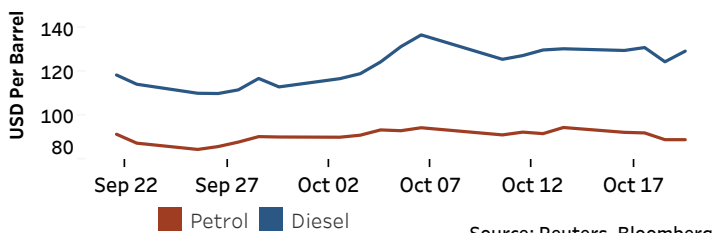


Source: Colombo Stock Exchange

Energy

Petroleum Products (USD per Barrel)

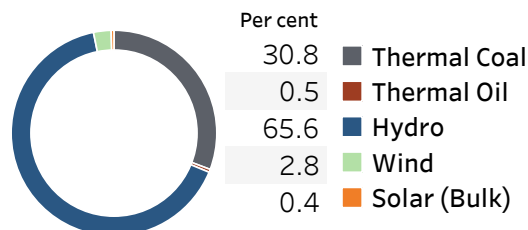
Crude Oil			Refined (Singapore Platts)		
21-Oct-22 *	19-Oct-22		20-Oct-22		
Brent	WTI	OPEC	Petrol	Diesel	Kerosene
92.41	84.62	89.29	88.98	129.19	125.08



Source: Reuters, Bloomberg

Electricity Generation

	19-Oct-22	20-Oct-22
Total Energy (GWh)	37.91	38.37
Peak Demand (MW)	1,957.60	1,898.10



Source: Ceylon Electricity Board