



Real GDP: 2022 Q2 -8.4%

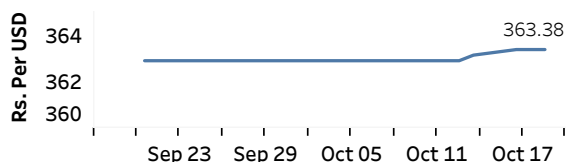
NCPI Y-o-Y Change: August 70.2%

CCPI Y-o-Y Change: September 69.8%

Exchange Rates

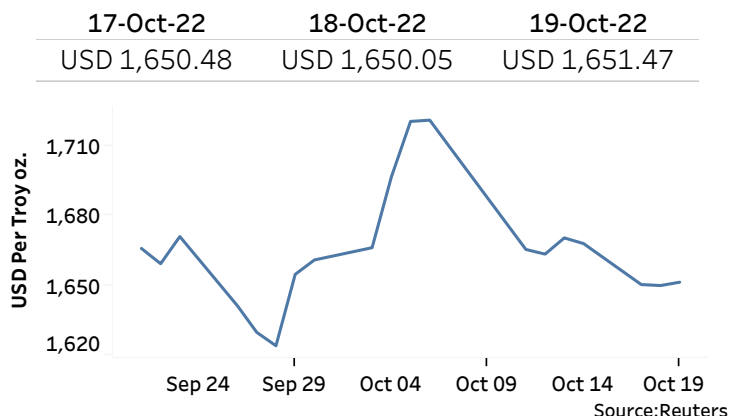
19-Oct-22	TT Buying	TT Selling
Rs. Per Unit		
USD	360.4507	370.9750
GBP	406.7056	422.5943
EUR	352.6155	367.5853
JPY	2.3988	2.5011

Middle Rate of the USD/LKR Spot Exchange Rate



Source: Central Bank of Sri Lanka

Gold Price

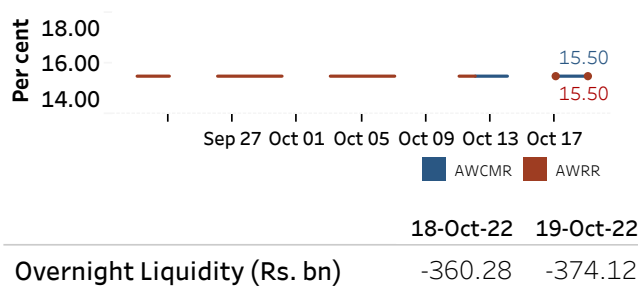


Source: Reuters

Money Market

Policy Rates: SDF Rate: 14.50% SLF Rate: 15.50% Bank Rate: 18.50% SRR: 4.00%

Overnight Money Market Rates



18-Oct-22 19-Oct-22

Overnight Liquidity (Rs. bn) -360.28 -374.12

Yield Rates of T-Bills

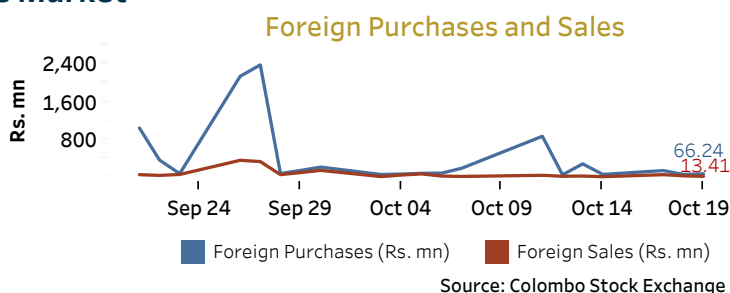
	Primary Market 14-Oct-22	Secondary Market 18-Oct-22
91 Day	33.05	31.51
182 Day	32.53	29.35
364 Day	29.60	28.07

Source: Central Bank of Sri Lanka

Share Market

19-Oct-22	
ASPI	8,888.37
S&P SL20	2,677.37
Daily Turnover	
Rs. 1,534.66 mn	

Market Capitalisation	PE Ratio
Rs. 3,891.04 bn	5.1

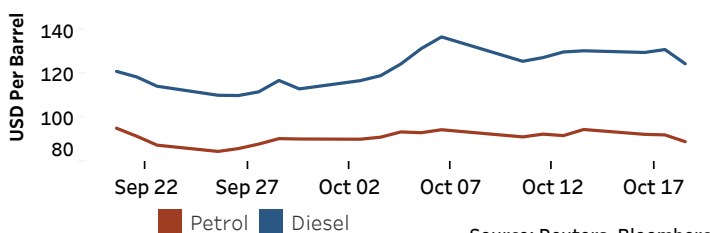


Source: Colombo Stock Exchange

Energy

Petroleum Products (USD per Barrel)

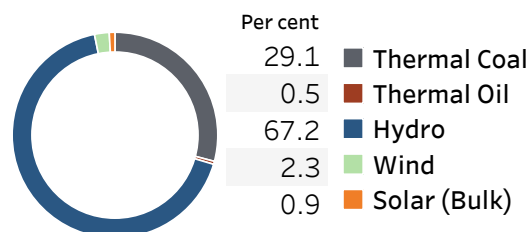
Crude Oil			Refined (Singapore Platts)		
20-Oct-22 *	18-Oct-22		19-Oct-22		
Brent	WTI	OPEC	Petrol	Diesel	Kerosene
92.22	86.03	90.82	88.98	124.35	121.50



Source: Reuters, Bloomberg

Electricity Generation

	18-Oct-22	19-Oct-22
Total Energy (GWh)	37.35	37.91
Peak Demand (MW)	1,958.30	1,957.60



Source: Ceylon Electricity Board