



Real GDP: 2022 Q2 -8.4%

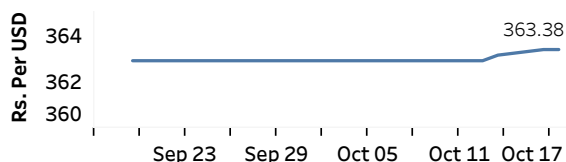
NCPI Y-o-Y Change: August 70.2%

CCPI Y-o-Y Change: September 69.8%

Exchange Rates

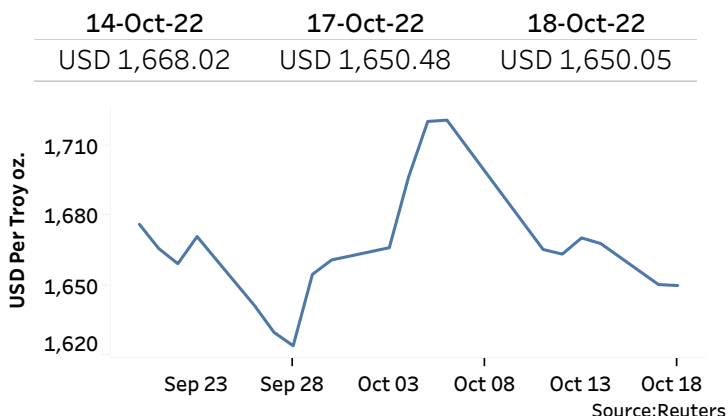
18-Oct-22	TT Buying	TT Selling
Rs. Per Unit		
USD	360.4084	370.9316
GBP	406.7695	422.6585
EUR	351.7659	366.7008
JPY	2.4025	2.5056

Middle Rate of the USD/LKR Spot Exchange Rate



Source: Central Bank of Sri Lanka

Gold Price

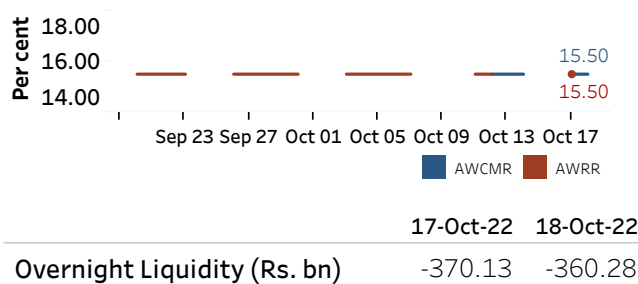


Source: Reuters

Money Market

Policy Rates: SDF Rate: 14.50% SLF Rate: 15.50% Bank Rate: 18.50% SRR: 4.00%

Overnight Money Market Rates



17-Oct-22 18-Oct-22

Overnight Liquidity (Rs. bn) -370.13 -360.28

Yield Rates of T-Bills

	Primary Market	Secondary Market
	14-Oct-22	17-Oct-22
91 Day	33.05	31.51
182 Day	32.53	29.35
364 Day	29.60	28.07

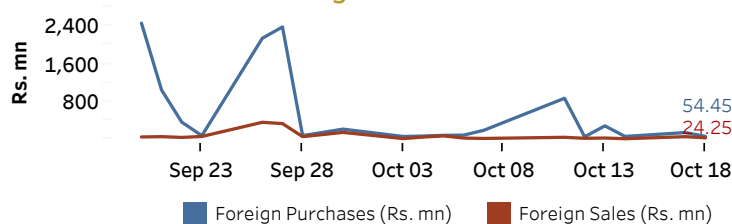
Source: Central Bank of Sri Lanka

Share Market

	18-Oct-22
ASPI	8,866.05
S&P SL20	2,674.33
Daily Turnover	Rs. 1,874.92 mn

Market Capitalisation	PE Ratio
Rs. 3,895.22 bn	5.1

Foreign Purchases and Sales

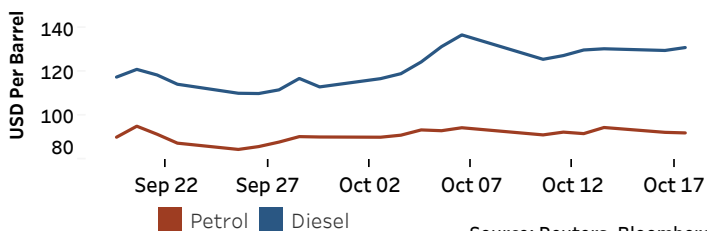


Source: Colombo Stock Exchange

Energy

Petroleum Products (USD per Barrel)

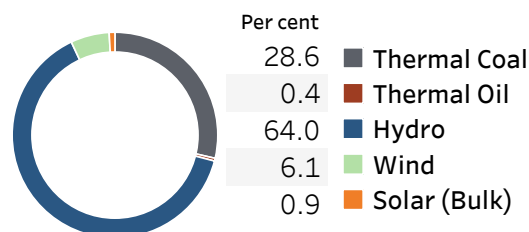
Crude Oil			Refined (Singapore Platts)		
19-Oct-22 *	17-Oct-22		18-Oct-22		
Brent	WTI	OPEC	Petrol	Diesel	Kerosene
90.92	84.09	92.16	92.05	130.81	127.62



Source: Reuters, Bloomberg

Electricity Generation

	17-Oct-22	18-Oct-22
Total Energy (GWh)	36.39	37.35
Peak Demand (MW)	1,945.00	1,958.30



Source: Ceylon Electricity Board