



Real GDP: 2022 Q2 -8.4%

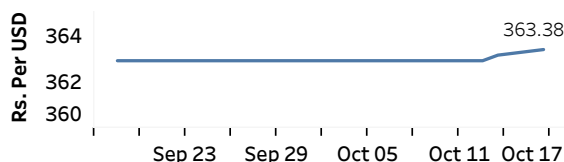
NCPI Y-o-Y Change: August 70.2%

CCPI Y-o-Y Change: September 69.8%

Exchange Rates

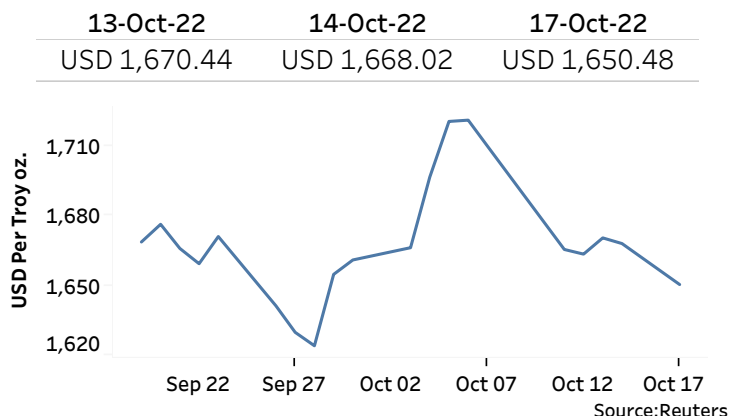
17-Oct-22	TT Buying	TT Selling
Rs. Per Unit		
USD	360.3548	370.8637
GBP	402.7392	418.5212
EUR	348.6505	363.4954
JPY	2.4073	2.5100

Middle Rate of the USD/LKR Spot Exchange Rate



Source: Central Bank of Sri Lanka

Gold Price

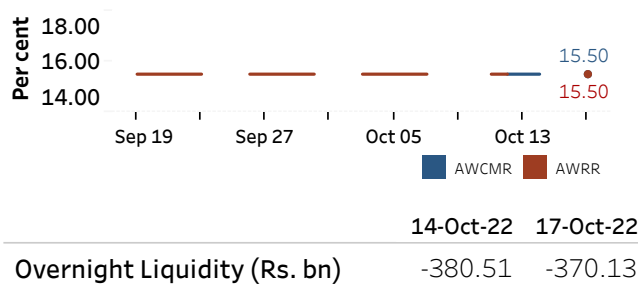


Source: Reuters

Money Market

Policy Rates: SDF Rate: 14.50% SLF Rate: 15.50% Bank Rate: 18.50% SRR: 4.00%

Overnight Money Market Rates



14-Oct-22 17-Oct-22

Overnight Liquidity (Rs. bn) -380.51 -370.13

Yield Rates of T-Bills

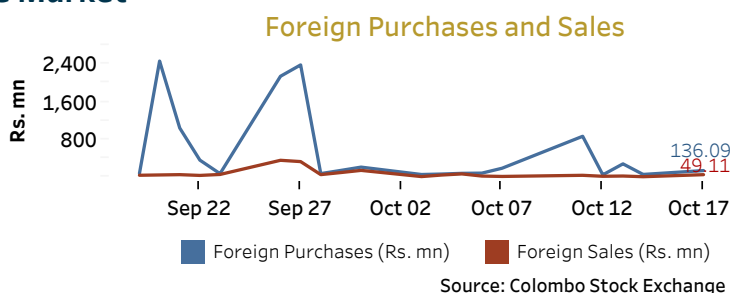
	Primary Market	Secondary Market
	14-Oct-22	14-Oct-22
91 Day	33.05	31.51
182 Day	32.53	29.35
364 Day	29.60	27.96

Source: Central Bank of Sri Lanka

Share Market

	17-Oct-22
ASPI	8,983.74
S&P SL20	2,720.73
Daily Turnover	Rs. 1,880.34 mn

Market Capitalisation	PE Ratio
Rs. 3,941.03 bn	5.2

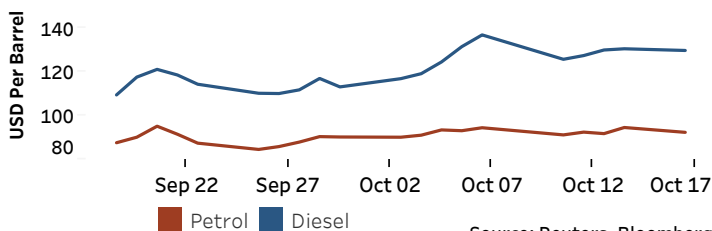


Source: Colombo Stock Exchange

Energy

Petroleum Products (USD per Barrel)

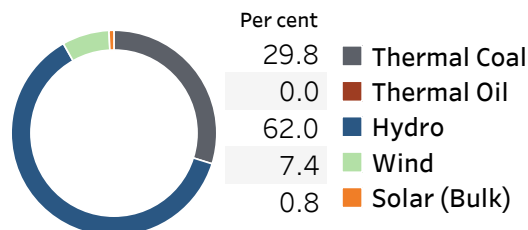
Crude Oil			Refined (Singapore Platts)		
18-Oct-22 *	14-Oct-22		17-Oct-22		
Brent	WTI	OPEC	Petrol	Diesel	Kerosene
91.87	85.70	94.17	92.31	129.48	126.16



Source: Reuters, Bloomberg

Electricity Generation

	16-Oct-22	17-Oct-22
Total Energy (GWh)	30.19	36.39
Peak Demand (MW)	1,857.10	1,945.00



Source: Ceylon Electricity Board