



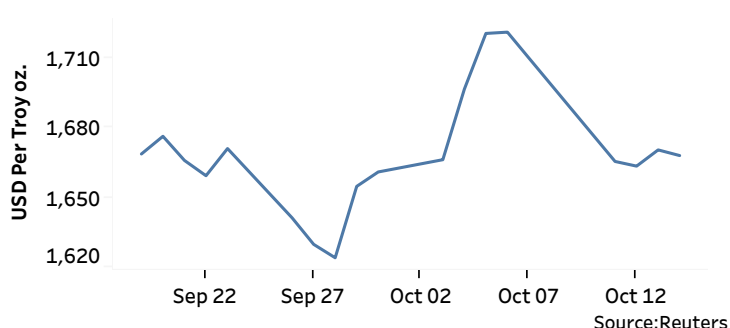
Real GDP: 2022 Q2 -8.4% NCPI Y-o-Y Change: August 70.2% CCPI Y-o-Y Change: September 69.8%

Exchange Rates

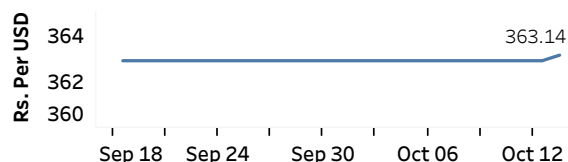
14-Oct-22	TT Buying	TT Selling
Rs. Per Unit		
USD	359.8172	370.7183
GBP	405.9567	421.8676
EUR	350.0925	364.8909
JPY	2.4263	2.5297

Gold Price

12-Oct-22	13-Oct-22	14-Oct-22
USD 1,663.50	USD 1,670.44	USD 1,668.02



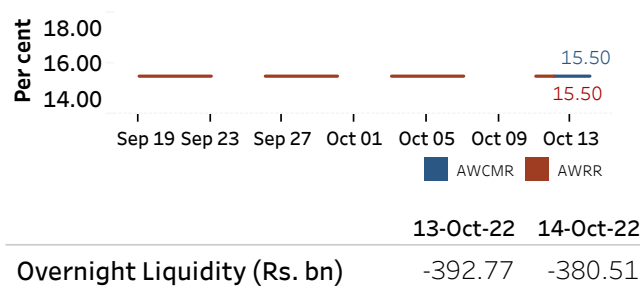
Middle Rate of the USD/LKR Spot Exchange Rate



Money Market

Policy Rates: SDF Rate: 14.50% SLF Rate: 15.50% Bank Rate: 18.50% SRR: 4.00%

Overnight Money Market Rates



Yield Rates of T-Bills

	Primary Market 07-Oct-22	Secondary Market 13-Oct-22
91 Day	32.24	31.51
182 Day	30.61	29.35
364 Day	29.75	27.98

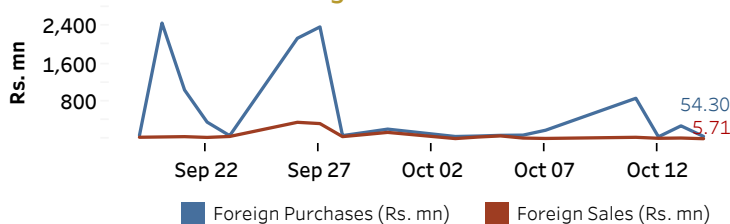
Source: Central Bank of Sri Lanka

Share Market

	14-Oct-22
ASPI	9,093.37
S&P SL20	2,782.73
Daily Turnover	Rs. 2,347.36 mn

Market Capitalisation	PE Ratio
Rs. 3,997.61 bn	5.2

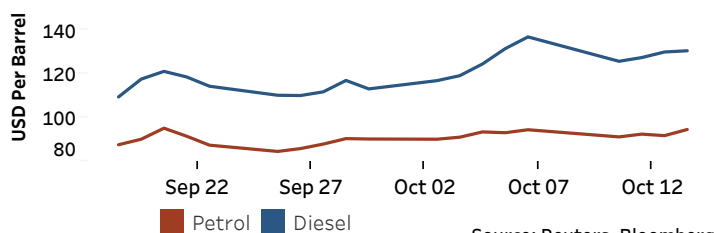
Foreign Purchases and Sales



Energy

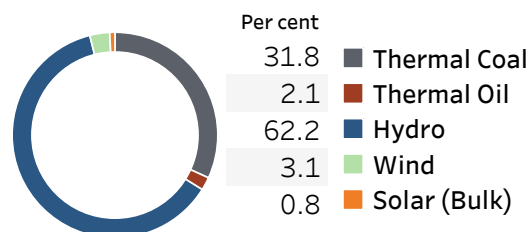
Petroleum Products (USD per Barrel)

Crude Oil			Refined (Singapore Platts)		
17-Oct-22 *	13-Oct-22		14-Oct-22		
Brent	WTI	OPEC	Petrol	Diesel	Kerosene
92.41	86.30	93.66	94.51	130.25	127.27



Electricity Generation

	13-Oct-22	14-Oct-22
Total Energy (GWh)	37.39	37.14
Peak Demand (MW)	1,713.00	1,908.80



Source: Ceylon Electricity Board