

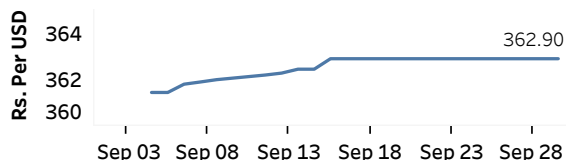


Real GDP: 2022 Q2 -8.4% NCPI Y-o-Y Change: August 70.2% CCPI Y-o-Y Change: September 69.8%

Exchange Rates

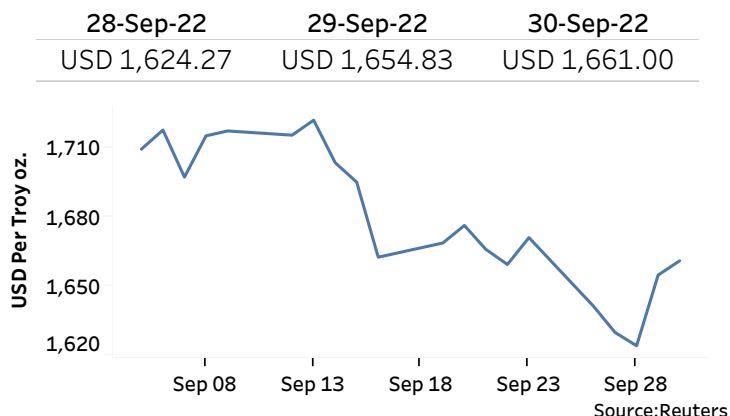
30-Sep-22	TT Buying	TT Selling
Rs. Per Unit		
USD	359.1618	369.9103
GBP	396.3452	412.4602
EUR	349.9242	364.6306
JPY	2.4669	2.5686

Middle Rate of the USD/LKR Spot Exchange Rate



Source: Central Bank of Sri Lanka

Gold Price

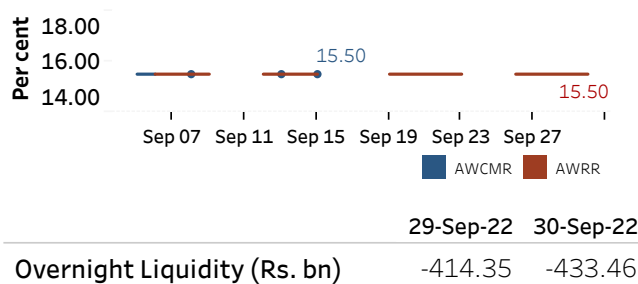


Source: Reuters

Money Market

Policy Rates: SDF Rate: 14.50% SLF Rate: 15.50% Bank Rate: 18.50% SRR: 4.00%

Overnight Money Market Rates



29-Sep-22 30-Sep-22

Overnight Liquidity (Rs. bn) -414.35 -433.46

Yield Rates of T-Bills

	Primary Market 23-Sep-22	Secondary Market 29-Sep-22
91 Day	31.95	31.26
182 Day	30.63	30.88
364 Day	29.87	29.36

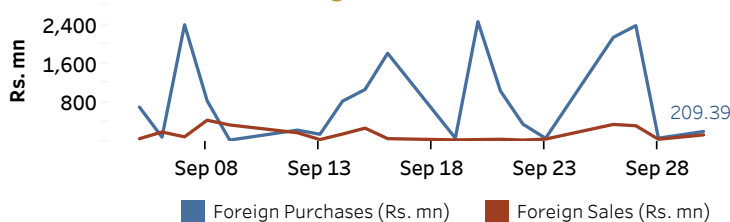
Source: Central Bank of Sri Lanka

Share Market

	30-Sep-22
ASPI	9,931.07
S&P SL20	3,165.33
Daily Turnover	Rs. 2,578.26 mn

Market Capitalisation	PE Ratio
Rs. 4,341.13 bn	5.7

Foreign Purchases and Sales

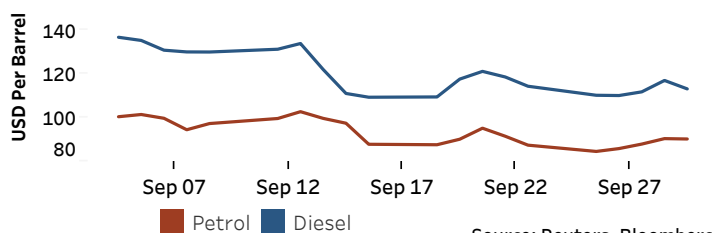


Source: Colombo Stock Exchange

Energy

Petroleum Products (USD per Barrel)

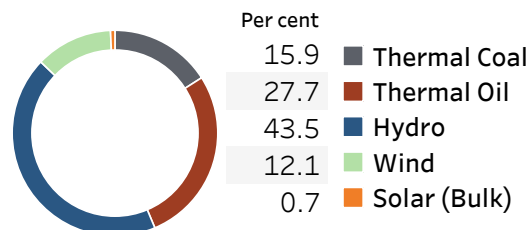
Crude Oil			Refined (Singapore Platts)		
03-Oct-22 *	29-Sep-22		30-Sep-22		
Brent	WTI	OPEC	Petrol	Diesel	Kerosene
87.61	81.83	92.76	90.20	112.94	113.44



Source: Reuters, Bloomberg

Electricity Generation

	29-Sep-22	30-Sep-22
Total Energy (GWh)	41.39	40.73
Peak Demand (MW)	1,915.20	1,797.80



Source: Ceylon Electricity Board