



Real GDP: 2022 Q2 -8.4%

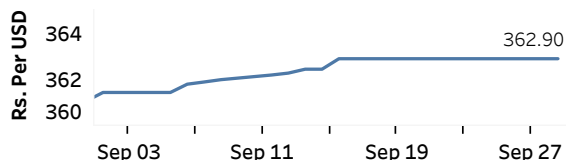
NCPI Y-o-Y Change: August 70.2%

CCPI Y-o-Y Change: August 64.3%

## Exchange Rates

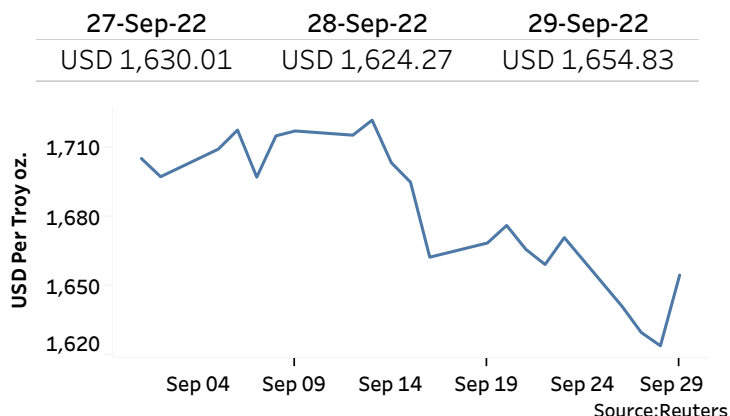
29-Sep-22	TT Buying	TT Selling
Rs. Per Unit		
USD	359.1618	369.9103
GBP	385.4776	400.9490
EUR	345.4707	360.0342
JPY	2.4730	2.5748

### Middle Rate of the USD/LKR Spot Exchange Rate



Source: Central Bank of Sri Lanka

## Gold Price

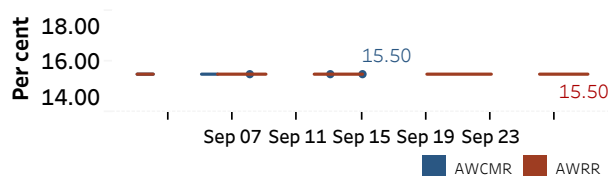


Source: Reuters

## Money Market

Policy Rates: SDF Rate: 14.50% SLF Rate: 15.50% Bank Rate: 18.50% SRR: 4.00%

### Overnight Money Market Rates



28-Sep-22 29-Sep-22

Overnight Liquidity (Rs. bn) -419.44 -414.35

### Yield Rates of T-Bills

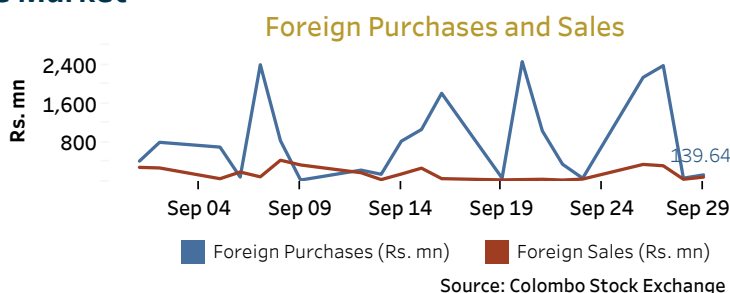
	Primary Market 23-Sep-22	Secondary Market 28-Sep-22
91 Day	31.95	31.18
182 Day	30.63	30.88
364 Day	29.87	29.66

Source: Central Bank of Sri Lanka

## Share Market

	29-Sep-22
ASPI	9,951.48
S&P SL20	3,168.90
Daily Turnover	Rs. 3,438.87 mn

Market Capitalisation	PE Ratio
Rs. 4,346.84 bn	5.7

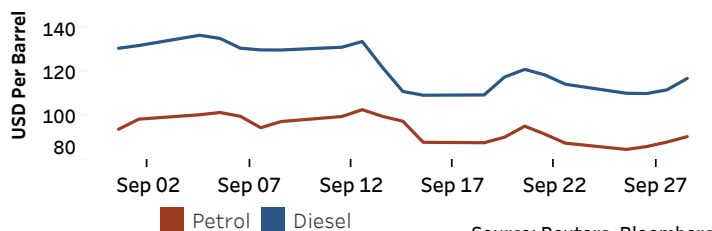


Source: Colombo Stock Exchange

## Energy

### Petroleum Products (USD per Barrel)

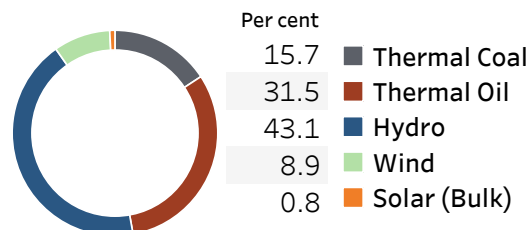
Crude Oil			Refined (Singapore Platts)		
30-Sep-22 *	28-Sep-22		29-Sep-22		
Brent	WTI	OPEC	Petrol	Diesel	Kerosene
88.51	81.46	90.27	90.37	116.78	117.05



Source: Reuters, Bloomberg

### Electricity Generation

	28-Sep-22	29-Sep-22
Total Energy (GWh)	41.58	41.39
Peak Demand (MW)	1,872.50	1,915.20



Source: Ceylon Electricity Board