



Real GDP: 2022 Q2 -8.4%

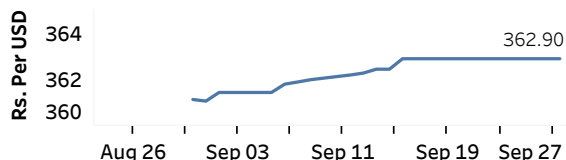
NCPI Y-o-Y Change: August 70.2%

CCPI Y-o-Y Change: August 64.3%

Exchange Rates

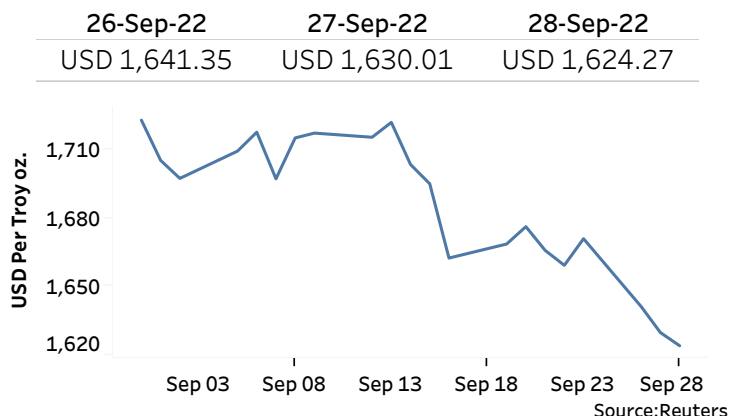
28-Sep-22	TT Buying	TT Selling
Rs. Per Unit		
USD	359.1876	369.9371
GBP	380.5886	395.7114
EUR	340.9321	355.4812
JPY	2.4676	2.5692

Middle Rate of the USD/LKR Spot Exchange Rate



Source: Central Bank of Sri Lanka

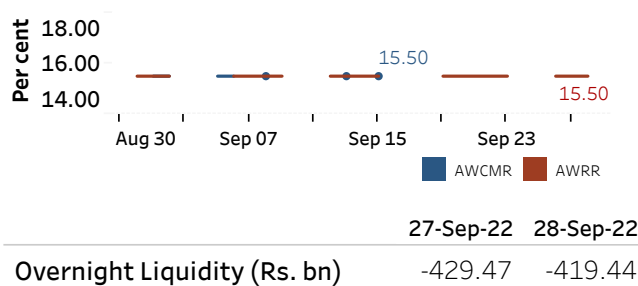
Gold Price



Money Market

Policy Rates: SDF Rate: 14.50% SLF Rate: 15.50% Bank Rate: 18.50% SRR: 4.00%

Overnight Money Market Rates



Yield Rates of T-Bills

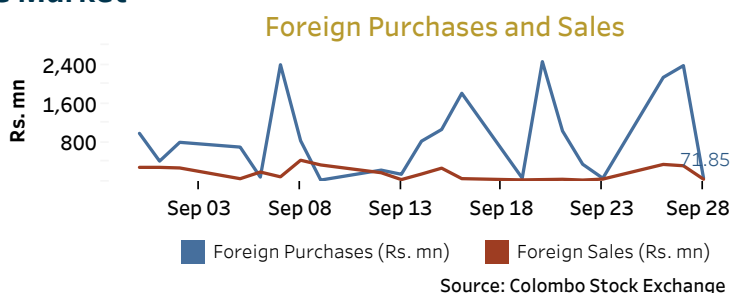
	Primary Market 23-Sep-22	Secondary Market 27-Sep-22
91 Day	31.95	31.18
182 Day	30.63	30.88
364 Day	29.87	29.69

Source: Central Bank of Sri Lanka

Share Market

	28-Sep-22
ASPI	9,958.87
S&P SL20	3,184.48
Daily Turnover	Rs. 3,131.95 mn

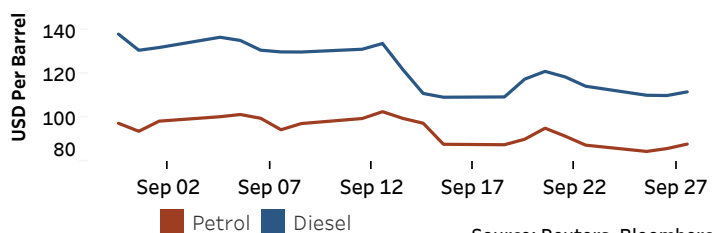
Market Capitalisation	PE Ratio
Rs. 4,361.45 bn	5.7



Energy

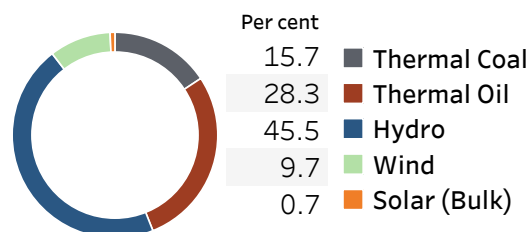
Petroleum Products (USD per Barrel)

Crude Oil			Refined (Singapore Platts)		
29-Sep-22 *	27-Sep-22		28-Sep-22		
Brent	WTI	OPEC	Petrol	Diesel	Kerosene
89.42	82.21	89.81	87.89	111.60	111.05



Electricity Generation

	27-Sep-22	28-Sep-22
Total Energy (GWh)	41.17	41.58
Peak Demand (MW)	1,956.00	1,872.50



Source: Ceylon Electricity Board