

Real GDP: 2022 Q2 -8.4%

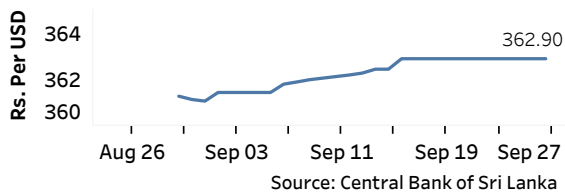
NCPI Y-o-Y Change: August 70.2%

CCPI Y-o-Y Change: August 64.3%

Exchange Rates

27-Sep-22	TT Buying	TT Selling
Rs. Per Unit		
USD	359.1876	369.9371
GBP	384.4937	399.9925
EUR	343.6054	358.2426
JPY	2.4706	2.5723

Middle Rate of the USD/LKR Spot Exchange Rate



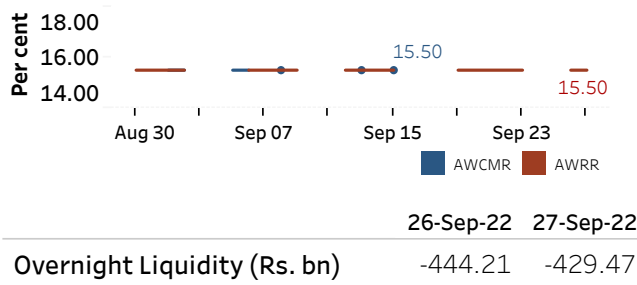
Gold Price



Money Market

Policy Rates: SDF Rate: 14.50% SLF Rate: 15.50% Bank Rate: 18.50% SRR: 4.00%

Overnight Money Market Rates



Yield Rates of T-Bills

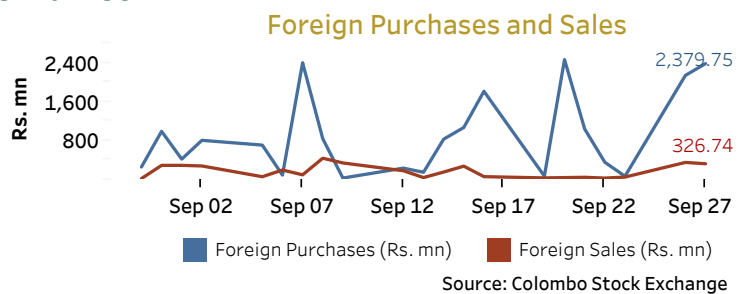
	Primary Market	Secondary Market
	23-Sep-22	26-Sep-22
91 Day	31.95	31.44
182 Day	30.63	30.67
364 Day	29.87	29.69

Source: Central Bank of Sri Lanka

Share Market

	27-Sep-22
ASPI	9,861.62
S&P SL20	3,164.51
Daily Turnover	Rs. 5,864.86 mn

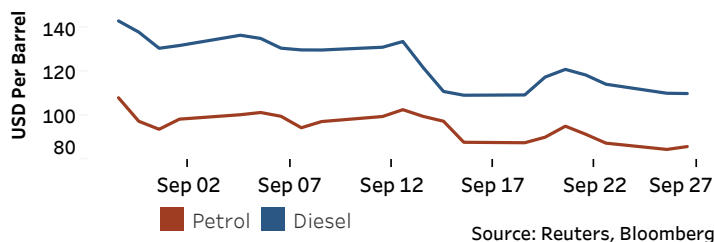
Market Capitalisation	PE Ratio
Rs. 4,344.54 bn	5.7



Energy

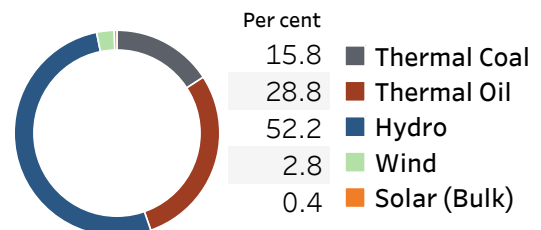
Petroleum Products (USD per Barrel)

Crude Oil			Refined (Singapore Platts)		
28-Sep-22 *	26-Sep-22	27-Sep-22			
Brent	WTI	OPEC	Petrol	Diesel	Kerosene
85.94	78.27	89.50	85.85	109.93	109.71



Electricity Generation

	26-Sep-22	27-Sep-22
Total Energy (GWh)	40.80	41.17
Peak Demand (MW)	1,900.40	1,956.00



Source: Ceylon Electricity Board