



Real GDP: 2022 Q2 -8.4%

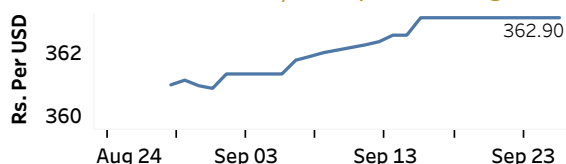
NCPI Y-o-Y Change: August 70.2%

CCPI Y-o-Y Change: August 64.3%

Exchange Rates

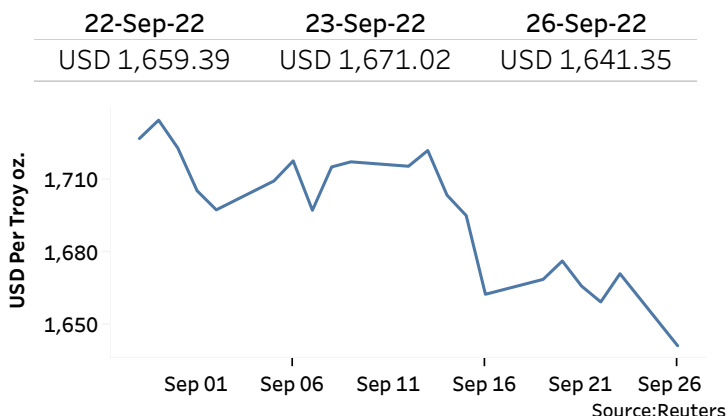
26-Sep-22	TT Buying	TT Selling
Rs. Per Unit		
USD	359.1876	369.9371
GBP	376.7059	391.9546
EUR	344.1763	358.8689
JPY	2.4806	2.5826

Middle Rate of the USD/LKR Spot Exchange Rate



Source: Central Bank of Sri Lanka

Gold Price

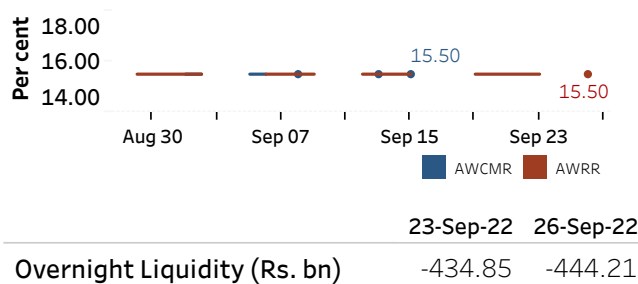


Source: Reuters

Money Market

Policy Rates: SDF Rate: 14.50% SLF Rate: 15.50% Bank Rate: 18.50% SRR: 4.00%

Overnight Money Market Rates



Yield Rates of T-Bills

	Primary Market 23-Sep-22	Secondary Market 23-Sep-22
91 Day	31.95	29.32
182 Day	30.63	30.36
364 Day	29.87	28.37

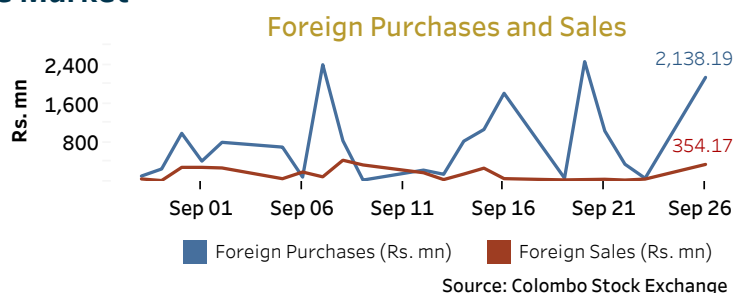
Source: Central Bank of Sri Lanka

	23-Sep-22	26-Sep-22
Overnight Liquidity (Rs. bn)	-434.85	-444.21

Share Market

	26-Sep-22
ASPI	9,844.21
S&P SL20	3,156.90
Daily Turnover	Rs. 4,571.66 mn

Market Capitalisation	PE Ratio
Rs. 4,339.17 bn	5.7

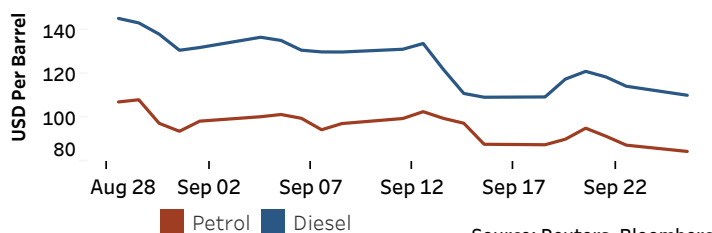


Source: Colombo Stock Exchange

Energy

Petroleum Products (USD per Barrel)

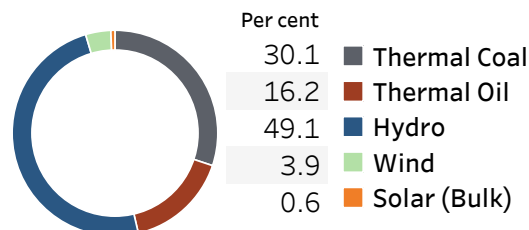
Crude Oil			Refined (Singapore Platts)		
27-Sep-22 *	WTI	OPEC	Petrol	Diesel	Kerosene
84.61	77.20	92.67	84.55	110.05	109.77



Source: Reuters, Bloomberg

Electricity Generation

	25-Sep-22	26-Sep-22
Total Energy (GWh)	34.83	40.80
Peak Demand (MW)	1,757.90	1,900.40



Source: Ceylon Electricity Board