

Real GDP: 2022 Q2 -8.4%

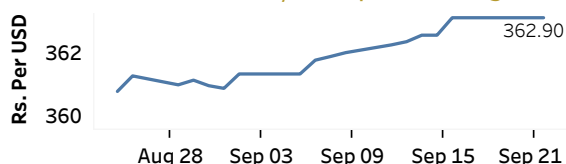
NCPI Y-o-Y Change: August 70.2%

CCPI Y-o-Y Change: August 64.3%

Exchange Rates

22-Sep-22	TT Buying	TT Selling
Rs. Per Unit		
USD	359.1876	369.9235
GBP	401.5695	417.3688
EUR	350.3877	365.1473
JPY	2.4695	2.5700

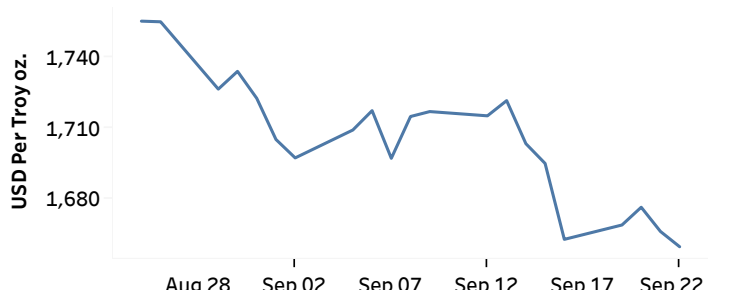
Middle Rate of the USD/LKR Spot Exchange Rate



Source: Central Bank of Sri Lanka

Gold Price

20-Sep-22	21-Sep-22	22-Sep-22
USD 1,676.27	USD 1,665.93	USD 1,659.39

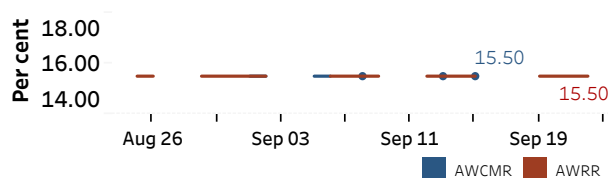


Source: Reuters

Money Market

Policy Rates: SDF Rate: 14.50% SLF Rate: 15.50% Bank Rate: 18.50% SRR: 4.00%

Overnight Money Market Rates



21-Sep-22 22-Sep-22

Overnight Liquidity (Rs. bn) -394.04 -395.11

Yield Rates of T-Bills

	Primary Market 16-Sep-22	Secondary Market 21-Sep-22
91 Day	32.71	27.45
182 Day	30.82	30.06
364 Day	30.26	30.07

Source: Central Bank of Sri Lanka

Share Market

22-Sep-22
ASPI ▲ 10,001.19
S&P SL20 ▲ 3,231.22

Daily Turnover

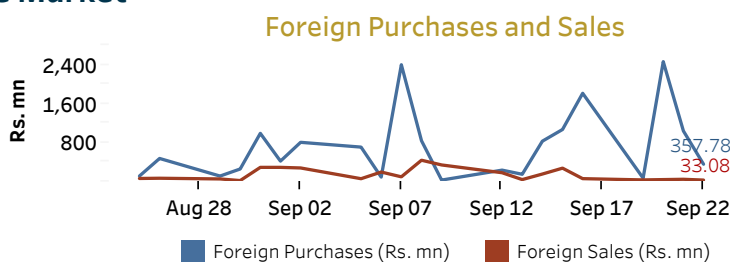
Rs. 4,110.03 mn

Market Capitalisation

Rs. 4,392.73 bn

PE Ratio

5.8

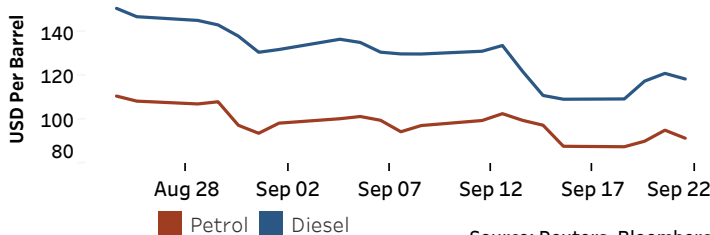


Source: Colombo Stock Exchange

Energy

Petroleum Products (USD per Barrel)

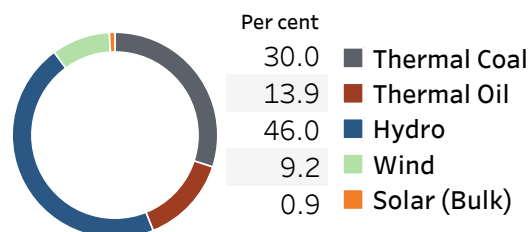
Crude Oil			Refined (Singapore Platts)		
23-Sep-22 *	21-Sep-22	22-Sep-22			
Brent	WTI	OPEC	Petrol	Diesel	Kerosene
90.69	83.77	96.31	91.45	118.35	119.36



Source: Reuters, Bloomberg

Electricity Generation

	21-Sep-22	22-Sep-22
Total Energy (GWh)	43.00	43.45
Peak Demand (MW)	2,176.30	2,183.60



Source: Ceylon Electricity Board