

Real GDP: 2022 Q2 -8.4%

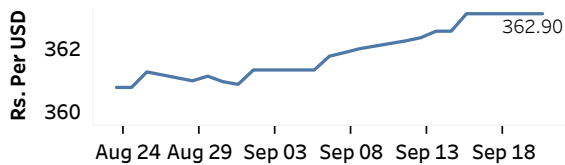
NCPI Y-o-Y Change: August 70.2%

CCPI Y-o-Y Change: August 64.3%

## Exchange Rates

21-Sep-22	TT Buying	TT Selling
Rs. Per Unit		
USD	359.1797	369.9424
GBP	406.4707	422.5646
EUR	355.5131	370.4795
JPY	2.4825	2.5854

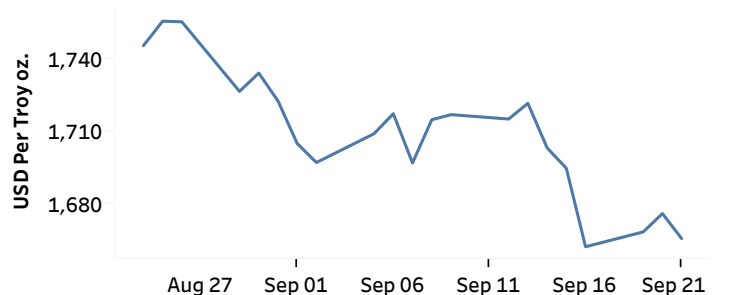
### Middle Rate of the USD/LKR Spot Exchange Rate



Source: Central Bank of Sri Lanka

## Gold Price

19-Sep-22	20-Sep-22	21-Sep-22
USD 1,668.69	USD 1,676.27	USD 1,665.93

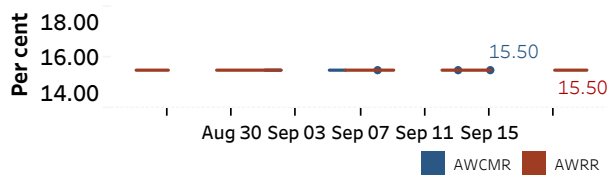


Source: Reuters

## Money Market

Policy Rates: SDF Rate: 14.50% SLF Rate: 15.50% Bank Rate: 18.50% SRR: 4.00%

### Overnight Money Market Rates



20-Sep-22 21-Sep-22

Overnight Liquidity (Rs. bn) -413.07 -394.04

### Yield Rates of T-Bills

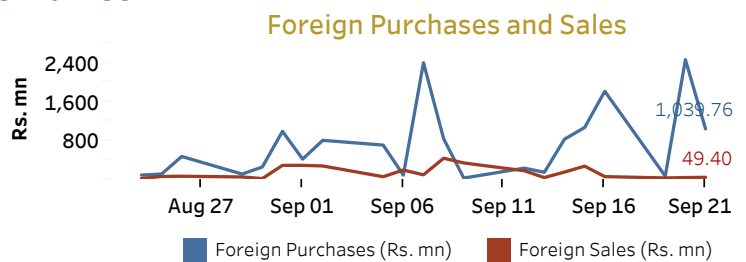
	Primary Market 16-Sep-22	Secondary Market 20-Sep-22
91 Day	32.71	27.48
182 Day	30.82	30.06
364 Day	30.26	30.14

Source: Central Bank of Sri Lanka

## Share Market

21-Sep-22	
ASPI	▲ 9,913.22
S&P SL20	▲ 3,199.94
Daily Turnover	
Rs. 4,620.29 mn	

Market Capitalisation	PE Ratio
Rs. 4,365.55 bn	5.7

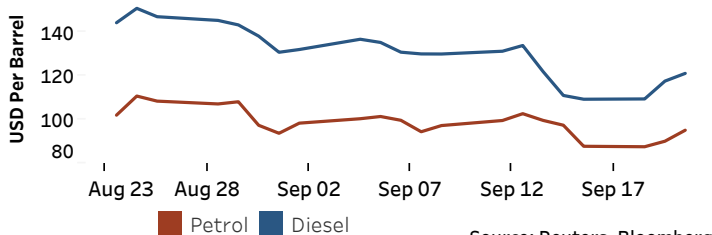


Source: Colombo Stock Exchange

## Energy

### Petroleum Products (USD per Barrel)

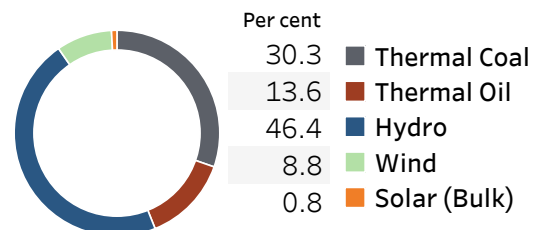
Crude Oil			Refined (Singapore Platts)		
22-Sep-22 *	20-Sep-22	21-Sep-22	21-Sep-22	21-Sep-22	21-Sep-22
Brent	WTI	OPEC	Petrol	Diesel	Kerosene
90.06	83.10	96.55	95.10	120.90	122.48



Source: Reuters, Bloomberg

### Electricity Generation

	20-Sep-22	21-Sep-22
Total Energy (GWh)	42.92	43.00
Peak Demand (MW)	2,206.50	2,176.30



Source: Ceylon Electricity Board