



Real GDP: 2022 Q2 -8.4%

NCPI Y-o-Y Change: July 66.7%

CCPI Y-o-Y Change: August 64.3%

Exchange Rates

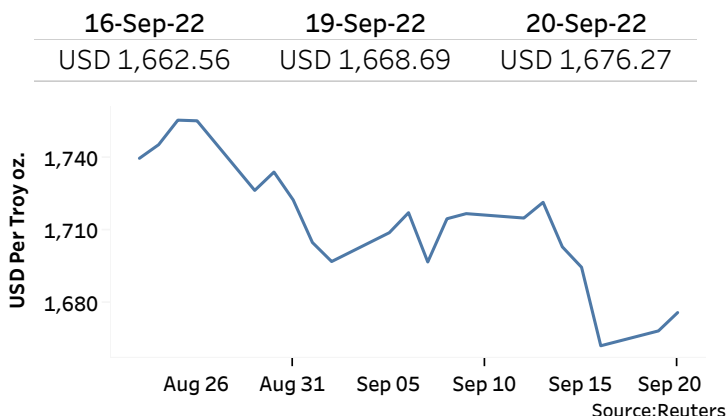
20-Sep-22	TT Buying	TT Selling
Rs. Per Unit		
USD	359.1381	369.9003
GBP	408.2941	424.4361
EUR	357.8970	372.8429
JPY	2.4933	2.5970

Middle Rate of the USD/LKR Spot Exchange Rate



Source: Central Bank of Sri Lanka

Gold Price

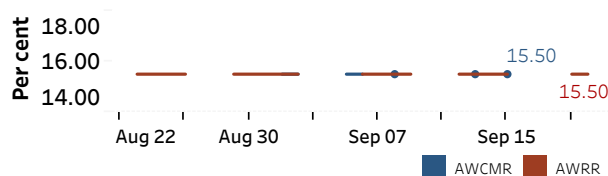


Source: Reuters

Money Market

Policy Rates: SDF Rate: 14.50% SLF Rate: 15.50% Bank Rate: 18.50% SRR: 4.00%

Overnight Money Market Rates



19-Sep-22 20-Sep-22

Overnight Liquidity (Rs. bn) -416.10 -413.07

Yield Rates of T-Bills

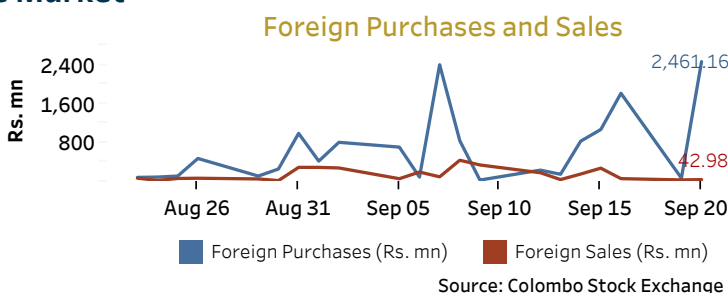
	Primary Market	Secondary Market
	16-Sep-22	19-Sep-22
91 Day	32.71	27.59
182 Day	30.82	30.06
364 Day	30.26	30.14

Source: Central Bank of Sri Lanka

Share Market

	20-Sep-22
ASPI	9,901.13
S&P SL20	3,185.59
Daily Turnover	Rs. 6,052.46 mn

Market Capitalisation Rs. 4,349.20 bn
PE Ratio 5.7

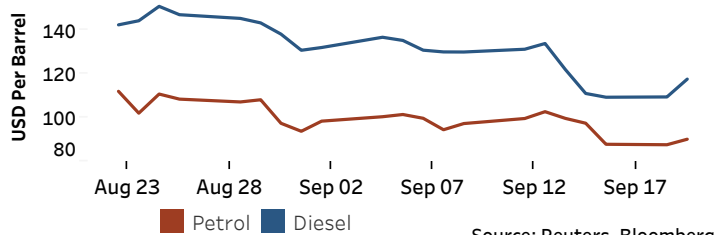


Source: Colombo Stock Exchange

Energy

Petroleum Products (USD per Barrel)

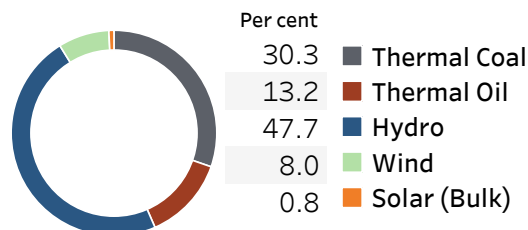
Crude Oil			Refined (Singapore Platts)		
21-Sep-22 *	19-Sep-22	20-Sep-22	Petrol	Diesel	Kerosene
Brent	WTI	OPEC	90.10	117.39	119.07
90.24	84.45	95.20			



Source: Reuters, Bloomberg

Electricity Generation

	19-Sep-22	20-Sep-22
Total Energy (GWh)	41.86	42.92
Peak Demand (MW)	2,122.40	2,206.50



Source: Ceylon Electricity Board