

Real GDP: 2022 Q2 -8.4%

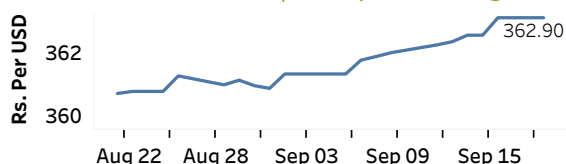
NCPI Y-o-Y Change: July 66.7%

CCPI Y-o-Y Change: August 64.3%

Exchange Rates

19-Sep-22	TT Buying	TT Selling
Rs. Per Unit		
USD	359.1750	369.9371
GBP	407.5548	423.5822
EUR	356.8546	371.7836
JPY	2.4926	2.5964

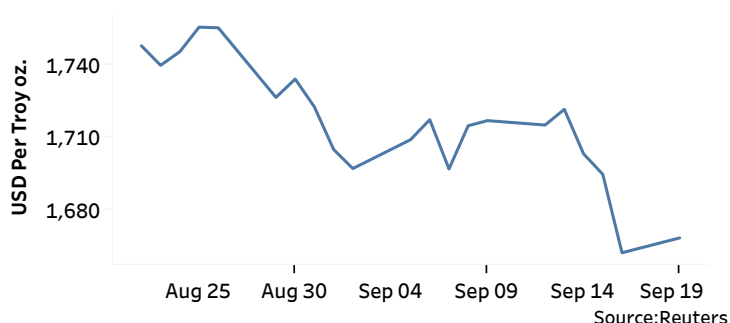
Middle Rate of the USD/LKR Spot Exchange Rate



Source: Central Bank of Sri Lanka

Gold Price

15-Sep-22	16-Sep-22	19-Sep-22
USD 1,694.97	USD 1,662.56	USD 1,668.69

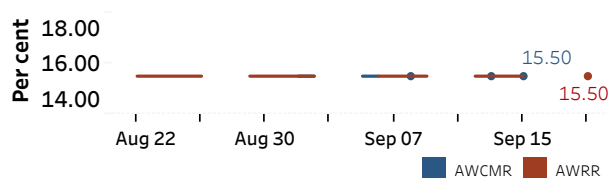


Source: Reuters

Money Market

Policy Rates: SDF Rate: 14.50% SLF Rate: 15.50% Bank Rate: 18.50% SRR: 4.00%

Overnight Money Market Rates



16-Sep-22 19-Sep-22

Overnight Liquidity (Rs. bn) -421.58 -416.10

Yield Rates of T-Bills

	Primary Market	Secondary Market
	16-Sep-22	16-Sep-22
91 Day	32.71	29.04
182 Day	30.82	30.06
364 Day	30.26	29.94

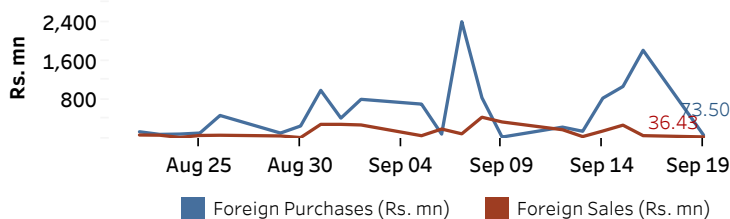
Source: Central Bank of Sri Lanka

Share Market

	19-Sep-22
ASPI	10,025.40
S&P SL20	3,217.74
Daily Turnover	Rs. 3,335.24 mn

Market Capitalisation PE Ratio
Rs. 4,383.34 bn 5.8

Foreign Purchases and Sales

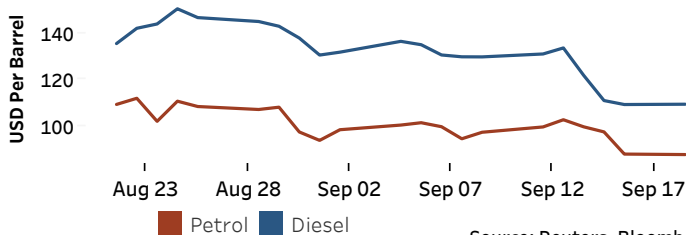


Source: Colombo Stock Exchange

Energy

Petroleum Products (USD per Barrel)

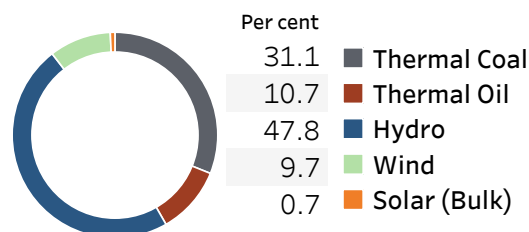
Crude Oil			Refined (Singapore Platts)		
20-Sep-22 *	16-Sep-22		19-Sep-22		
Brent	WTI	OPEC	Petrol	Diesel	Kerosene
91.95	85.59	95.70	87.59	109.29	111.75



Source: Reuters, Bloomberg

Electricity Generation

	18-Sep-22	19-Sep-22
Total Energy (GWh)	36.07	41.86
Peak Demand (MW)	1,816.90	2,122.40



Source: Ceylon Electricity Board