



Real GDP: 2022 Q2 -8.4%

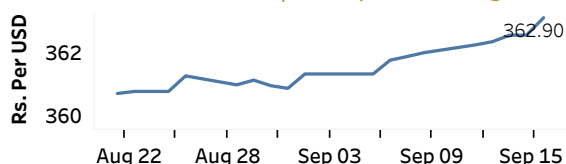
NCPI Y-o-Y Change: July 66.7%

CCPI Y-o-Y Change: August 64.3%

Exchange Rates

16-Sep-22	TT Buying	TT Selling
Rs. Per Unit		
USD	358.9434	369.9135
GBP	409.5166	425.6899
EUR	356.6349	371.6442
JPY	2.4897	2.5921

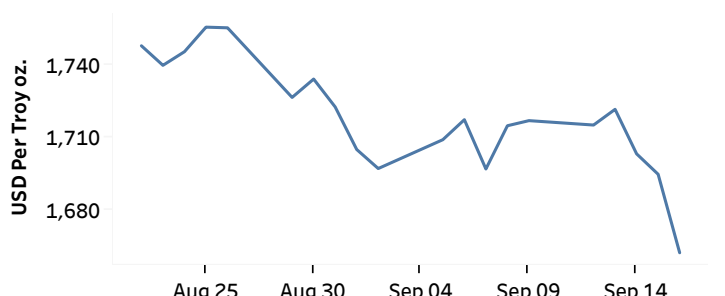
Middle Rate of the USD/LKR Spot Exchange Rate



Source: Central Bank of Sri Lanka

Gold Price

14-Sep-22	15-Sep-22	16-Sep-22
USD 1,703.40	USD 1,694.97	USD 1,662.56

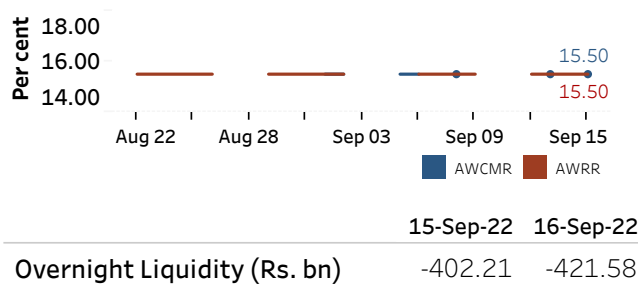


Source: Reuters

Money Market

Policy Rates: SDF Rate: 14.50% SLF Rate: 15.50% Bank Rate: 18.50% SRR: 4.00%

Overnight Money Market Rates



15-Sep-22 16-Sep-22

Overnight Liquidity (Rs. bn) -402.21 -421.58

Yield Rates of T-Bills

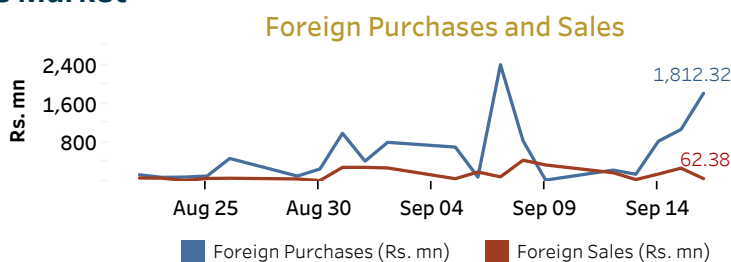
	Primary Market 09-Sep-22	Secondary Market 15-Sep-22
91 Day	32.89	29.04
182 Day	31.28	31.21
364 Day	30.50	28.66

Source: Central Bank of Sri Lanka

Share Market

16-Sep-22	
ASPI	10,061.09
S&P SL20	3,237.32
Daily Turnover	
Rs. 5,344.26 mn	

Market Capitalisation	PE Ratio
Rs. 4,415.87 bn	5.8

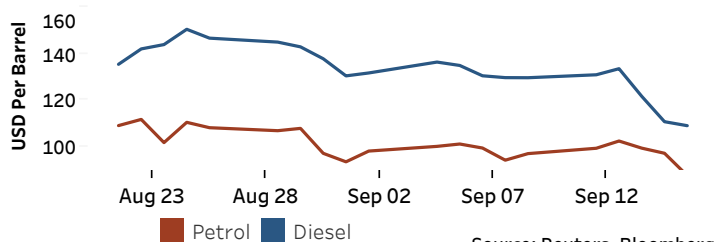


Source: Colombo Stock Exchange

Energy

Petroleum Products (USD per Barrel)

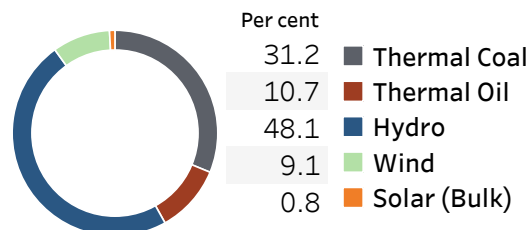
Crude Oil			Refined (Singapore Platts)		
19-Sep-22 *	15-Sep-22		16-Sep-22		
Brent	WTI	OPEC	Petrol	Diesel	Kerosene
92.37	85.99	97.30	87.80	109.16	110.41



Source: Reuters, Bloomberg

Electricity Generation

	15-Sep-22	16-Sep-22
Total Energy (GWh)	42.59	41.82
Peak Demand (MW)	2,109.50	2,092.90



Source: Ceylon Electricity Board