



Real GDP: 2022 Q2 -8.4%

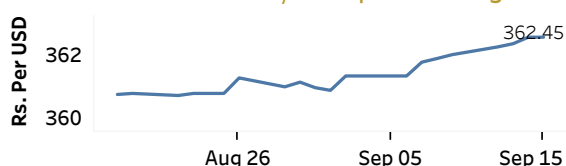
NCPI Y-o-Y Change: July 66.7%

CCPI Y-o-Y Change: August 64.3%

Exchange Rates

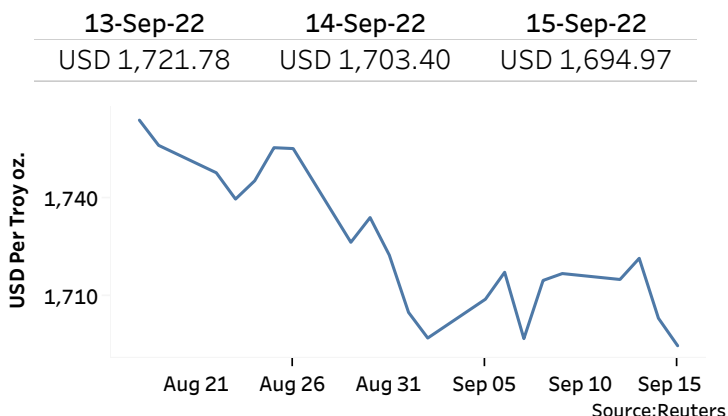
15-Sep-22	TT Buying	TT Selling
Rs. Per Unit		
USD	358.9306	369.7126
GBP	411.4020	428.0228
EUR	355.5312	370.5038
JPY	2.4882	2.5906

Middle Rate of the USD/LKR Spot Exchange Rate



Source: Central Bank of Sri Lanka

Gold Price

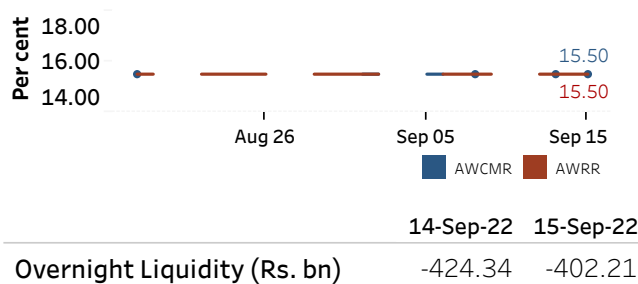


Source: Reuters

Money Market

Policy Rates: SDF Rate: 14.50% SLF Rate: 15.50% Bank Rate: 18.50% SRR: 4.00%

Overnight Money Market Rates



Yield Rates of T-Bills

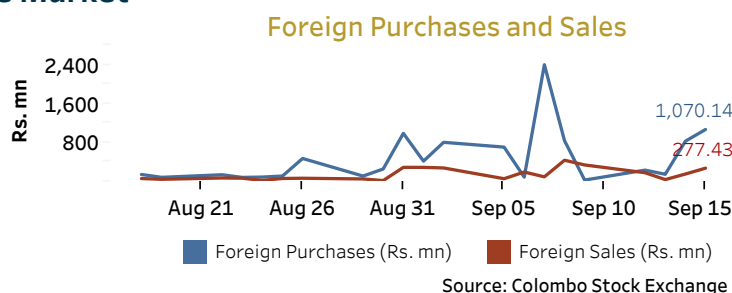
	Primary Market 09-Sep-22	Secondary Market 14-Sep-22
91 Day	32.89	29.04
182 Day	31.28	31.21
364 Day	30.50	28.66

Source: Central Bank of Sri Lanka

Share Market

15-Sep-22	
ASPI	▲ 10,072.38
S&P SL20	▲ 3,252.23
Daily Turnover	
Rs. 5,330.79 mn	

Market Capitalisation	PE Ratio
Rs. 4,400.15 bn	5.8

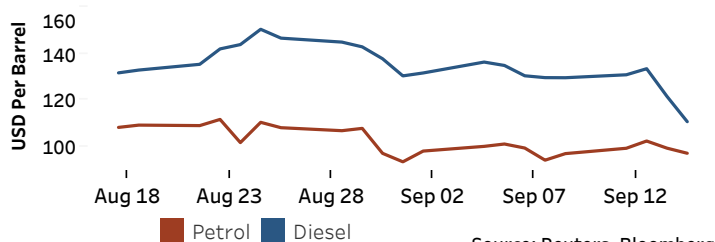


Source: Colombo Stock Exchange

Energy

Petroleum Products (USD per Barrel)

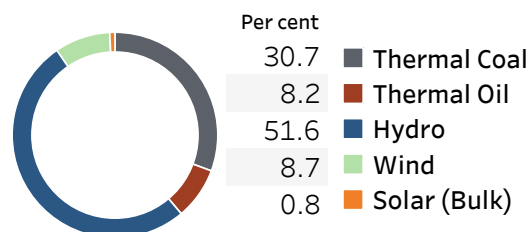
Crude Oil			Refined (Singapore Platts)		
16-Sep-22 *	14-Sep-22		15-Sep-22		
Brent	WTI	OPEC	Petrol	Diesel	Kerosene
91.11	85.27	97.66	97.36	110.87	111.94



Source: Reuters, Bloomberg

Electricity Generation

	14-Sep-22	15-Sep-22
Total Energy (GWh)	42.34	42.59
Peak Demand (MW)	2,109.40	2,109.50



Source: Ceylon Electricity Board