

Real GDP: 2022 Q1 -1.6%

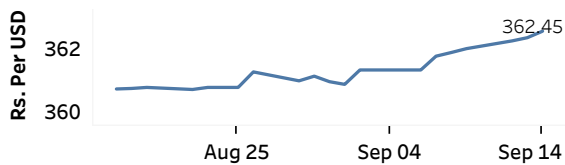
NCPI Y-o-Y Change: July 66.7%

CCPI Y-o-Y Change: August 64.3%

Exchange Rates

14-Sep-22	TT Buying	TT Selling
Rs. Per Unit		
USD	358.9306	369.7126
GBP	410.7955	427.0202
EUR	355.9563	370.9375
JPY	2.4688	2.5713

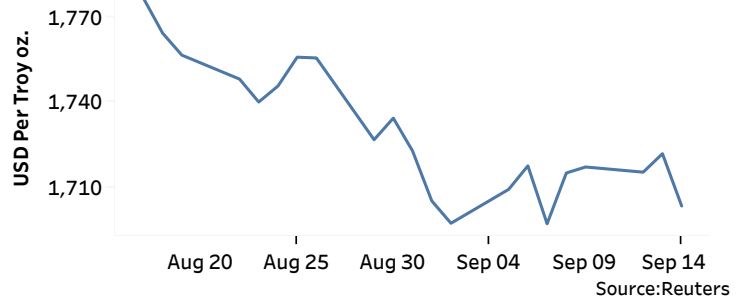
Middle Rate of the USD/LKR Spot Exchange Rate



Source: Central Bank of Sri Lanka

Gold Price

12-Sep-22	13-Sep-22	14-Sep-22
USD 1,715.30	USD 1,721.78	USD 1,703.40

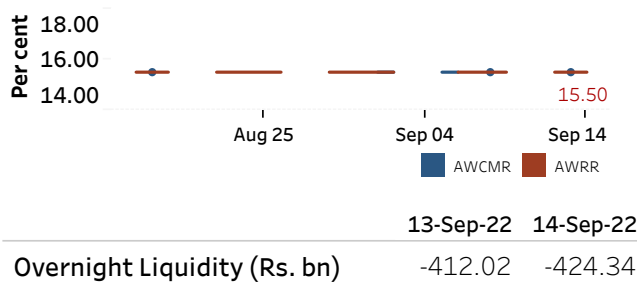


Source: Reuters

Money Market

Policy Rates: SDF Rate: 14.50% SLF Rate: 15.50% Bank Rate: 18.50% SRR: 4.00%

Overnight Money Market Rates



13-Sep-22 14-Sep-22

Overnight Liquidity (Rs. bn) -412.02 -424.34

Yield Rates of T-Bills

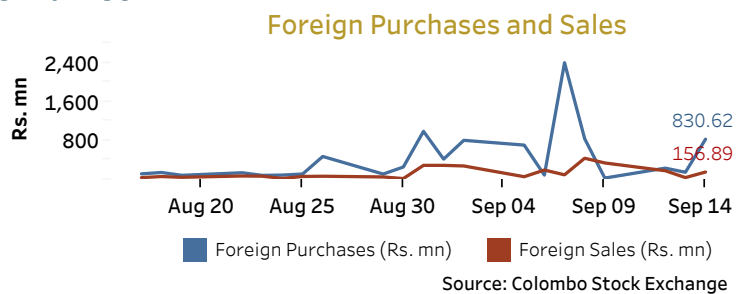
	Primary Market 09-Sep-22	Secondary Market 13-Sep-22
91 Day	32.89	29.04
182 Day	31.28	31.21
364 Day	30.50	28.66

Source: Central Bank of Sri Lanka

Share Market

14-Sep-22	
ASPI	9,914.12
S&P SL20	3,179.79
Daily Turnover	
Rs. 4,096.19 mn	

Market Capitalisation	PE Ratio
Rs. 4,359.34 bn	5.7

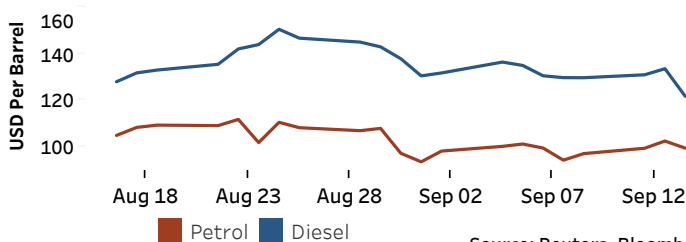


Source: Colombo Stock Exchange

Energy

Petroleum Products (USD per Barrel)

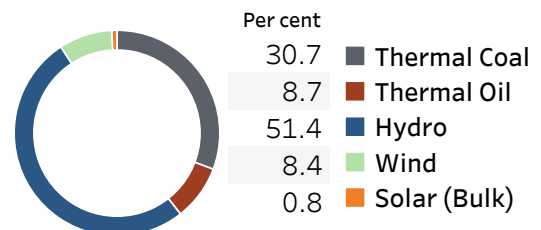
Crude Oil			Refined (Singapore Platts)		
15-Sep-22 *	12-Sep-22		14-Sep-22		
Brent	WTI	OPEC	Petrol	Diesel	Kerosene
93.87	88.35	97.50	99.55	121.72	120.33



Source: Reuters, Bloomberg

Electricity Generation

	13-Sep-22	14-Sep-22
Total Energy (GWh)	41.94	42.34
Peak Demand (MW)	2,088.70	2,109.40



Source: Ceylon Electricity Board