



Real GDP: 2022 Q1 -1.6%

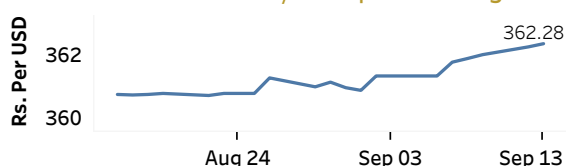
NCPI Y-o-Y Change: July 66.7%

CCPI Y-o-Y Change: August 64.3%

Exchange Rates

13-Sep-22	TT Buying	TT Selling
Rs. Per Unit		
USD	358.7880	369.6183
GBP	417.1762	433.7930
EUR	360.9717	376.3756
JPY	2.5012	2.6050

Middle Rate of the USD/LKR Spot Exchange Rate



Source: Central Bank of Sri Lanka

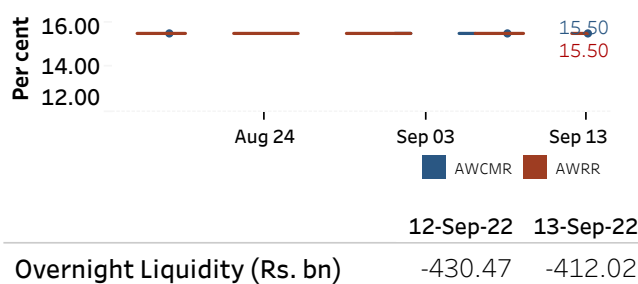
Gold Price



Money Market

Policy Rates: SDF Rate: 14.50% SLF Rate: 15.50% Bank Rate: 18.50% SRR: 4.00%

Overnight Money Market Rates



Yield Rates of T-Bills

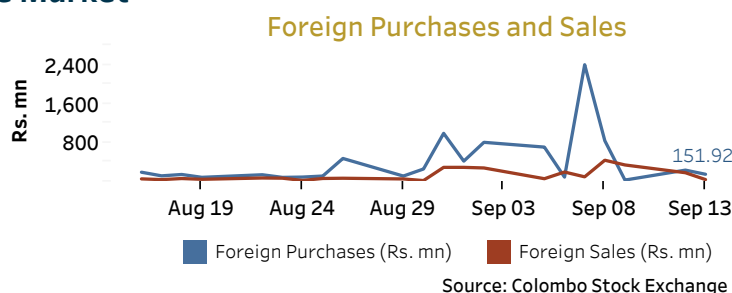
	Primary Market	Secondary Market
	09-Sep-22	12-Sep-22
91 Day	32.89	29.04
182 Day	31.28	31.21
364 Day	30.50	28.66

Source: Central Bank of Sri Lanka

Share Market

	13-Sep-22
ASPI	9,749.09
S&P SL20	3,133.15
Daily Turnover	Rs. 3,773.87 mn

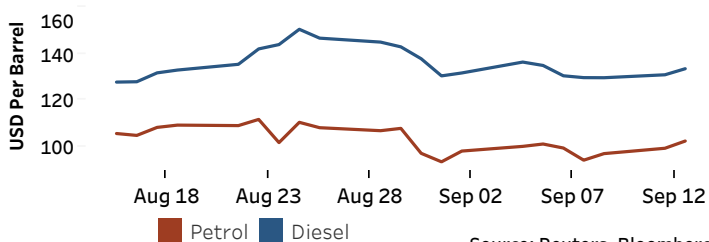
Market Capitalisation	PE Ratio
Rs. 4,306.13 bn	5.7



Energy

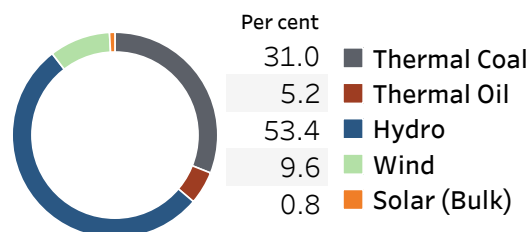
Petroleum Products (USD per Barrel)

Crude Oil			Refined (Singapore Platts)		
14-Sep-22 *	12-Sep-22		13-Sep-22		
Brent	WTI	OPEC	Petrol	Diesel	Kerosene
93.15	87.30	97.50	102.60	133.55	132.27



Electricity Generation

	12-Sep-22	13-Sep-22
Total Energy (GWh)	40.50	41.94
Peak Demand (MW)	2,167.00	2,088.70



Source: Ceylon Electricity Board