

Real GDP: 2022 Q1 -1.6%

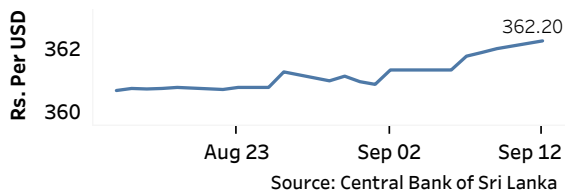
NCPI Y-o-Y Change: July 66.7%

CCPI Y-o-Y Change: August 64.3%

Exchange Rates

12-Sep-22	TT Buying	TT Selling
Rs. Per Unit		
USD	358.7807	369.6151
GBP	414.4268	430.9763
EUR	359.1370	374.5768
JPY	2.4954	2.5999

Middle Rate of the USD/LKR Spot Exchange Rate



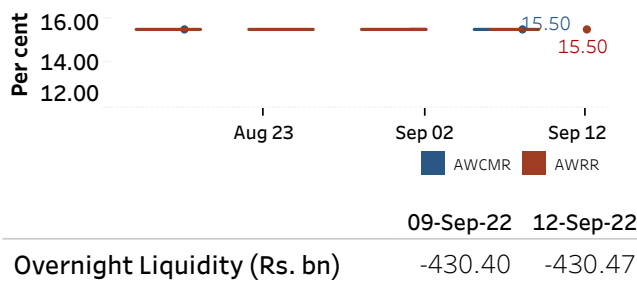
Gold Price



Money Market

Policy Rates: SDF Rate: 14.50% SLF Rate: 15.50% Bank Rate: 18.50% SRR: 4.00%

Overnight Money Market Rates



Yield Rates of T-Bills

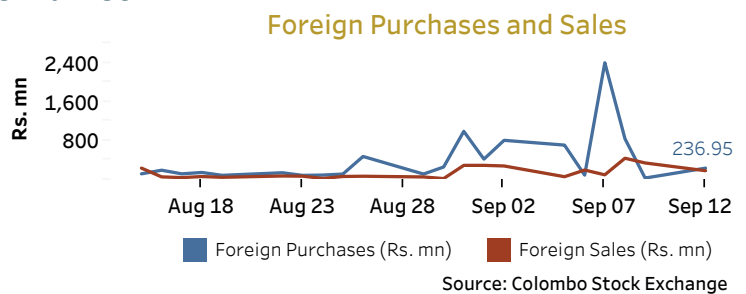
	Primary Market 09-Sep-22	Secondary Market 09-Sep-22
91 Day	32.89	29.04
182 Day	31.28	31.21
364 Day	30.50	28.66

Source: Central Bank of Sri Lanka

Share Market

	12-Sep-22
ASPI	9,813.18
S&P SL20	3,156.64
Daily Turnover	Rs. 4,785.87 mn

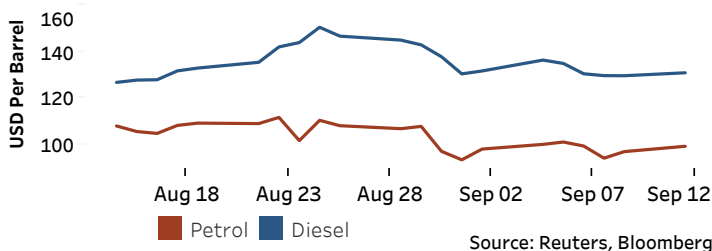
Market Capitalisation	PE Ratio
Rs. 4,352.70 bn	5.7



Energy

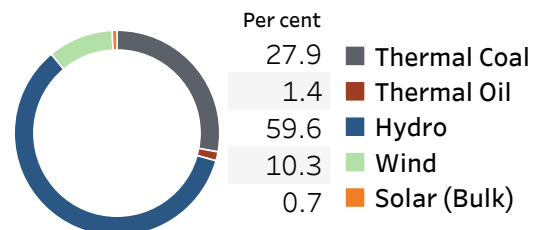
Petroleum Products (USD per Barrel)

Crude Oil			Refined (Singapore Platts)		
13-Sep-22 *	09-Sep-22		12-Sep-22		
Brent	WTI	OPEC	Petrol	Diesel	Kerosene
92.85	86.70	95.28	99.50	130.95	130.20



Electricity Generation

	11-Sep-22	12-Sep-22
Total Energy (GWh)	33.78	40.50
Peak Demand (MW)	2,068.30	2,167.00



Source: Ceylon Electricity Board