

Real GDP: 2022 Q1 -1.6%

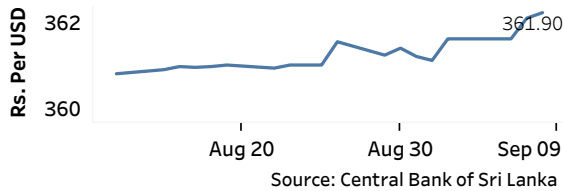
NCPI Y-o-Y Change: July 66.7%

CCPI Y-o-Y Change: August 64.3%

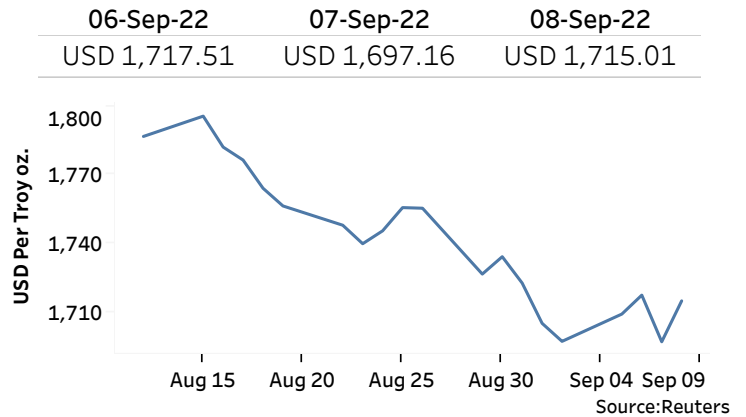
Exchange Rates

08-Sep-22	TT Buying	TT Selling
Rs. Per Unit		
USD	358.4178	369.3806
GBP	410.2666	426.5699
EUR	355.6086	370.5684
JPY	2.4717	2.5753

Middle Rate of the USD/LKR Spot Exchange Rate



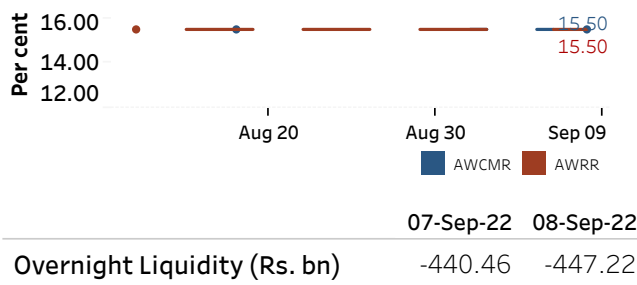
Gold Price



Money Market

Policy Rates: SDF Rate: 14.50% SLF Rate: 15.50% Bank Rate: 18.50% SRR: 4.00%

Overnight Money Market Rates



Yield Rates of T-Bills

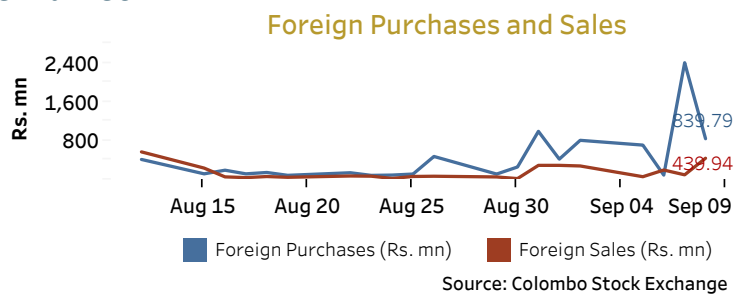
	Primary Market	Secondary Market
	02-Sep-22	07-Sep-22
91 Day	32.89	29.01
182 Day	31.28	30.22
364 Day	30.50	27.19

Source: Central Bank of Sri Lanka

Share Market

08-Sep-22	
ASPI	9,599.32
S&P SL20	3,069.03
Daily Turnover	
Rs. 4,958.50 mn	

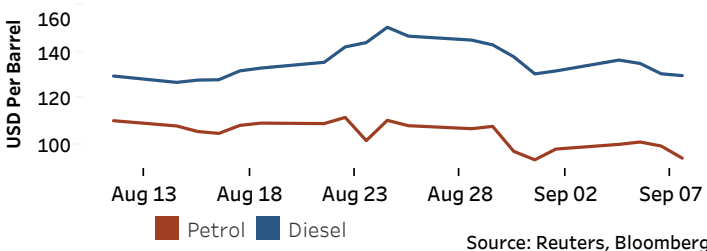
Market Capitalisation	PE Ratio
Rs. 4,291.33 bn	5.6



Energy

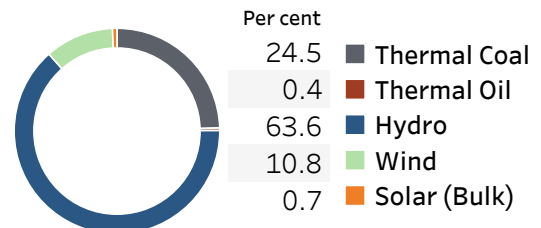
Petroleum Products (USD per Barrel)

Crude Oil			Refined (Singapore Platts)		
09-Sep-22 *	07-Sep-22	08-Sep-22	Petrol	Diesel	Kerosene
Brent	WTI	OPEC	94.40	129.73	129.87
89.22	83.49	95.96			



Electricity Generation

	07-Sep-22	08-Sep-22
Total Energy (GWh)	38.99	39.98
Peak Demand (MW)	2,171.00	2,216.50



Source: Ceylon Electricity Board