

Real GDP: 2022 Q1 -1.6%

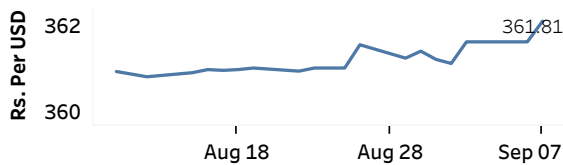
NCPI Y-o-Y Change: July 66.7%

CCPI Y-o-Y Change: August 64.3%

Exchange Rates

07-Sep-22	TT Buying	TT Selling
Rs. Per Unit		
USD	358.3300	369.3395
GBP	408.4687	425.1863
EUR	351.5307	366.8769
JPY	2.4772	2.5824

Middle Rate of the USD/LKR Spot Exchange Rate



Source: Central Bank of Sri Lanka

Gold Price

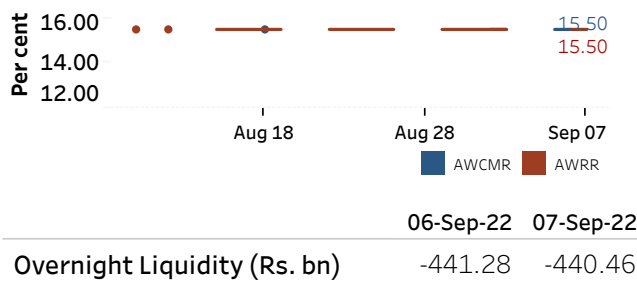


Source: Reuters

Money Market

Policy Rates: SDF Rate: 14.50% SLF Rate: 15.50% Bank Rate: 18.50% SRR: 4.00%

Overnight Money Market Rates



Yield Rates of T-Bills

	Primary Market 02-Sep-22	Secondary Market 06-Sep-22
91 Day	32.89	29.01
182 Day	31.28	30.19
364 Day	30.50	27.19

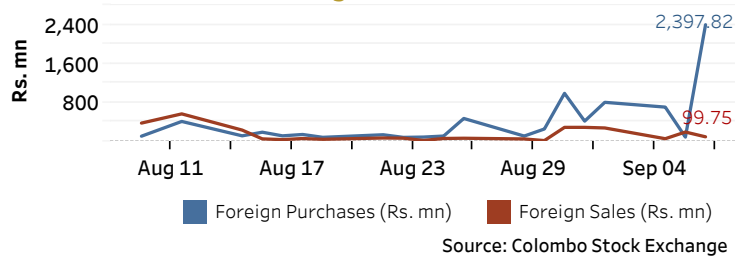
Source: Central Bank of Sri Lanka

Share Market

07-Sep-22	
ASPI	9,447.27 ▲
S&P SL20	3,017.97 ▲
Daily Turnover	
Rs. 6,082.16 mn	

Market Capitalisation	PE Ratio
Rs. 4,219.05 bn	5.6

Foreign Purchases and Sales

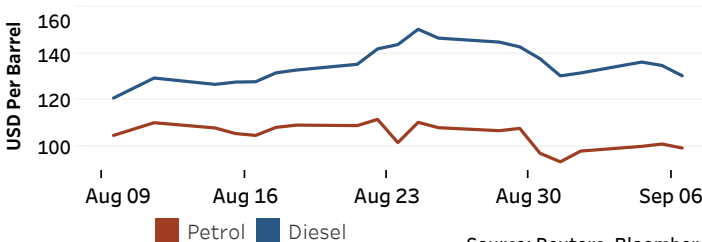


Source: Colombo Stock Exchange

Energy

Petroleum Products (USD per Barrel)

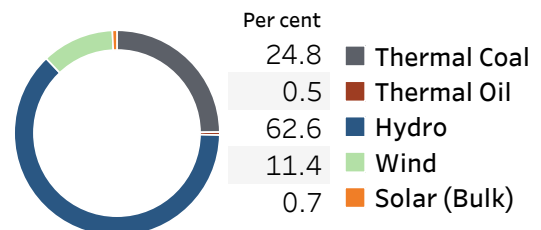
Crude Oil			Refined (Singapore Platts)		
08-Sep-22 *	06-Sep-22	07-Sep-22			
Brent	WTI	OPEC	Petrol	Diesel	Kerosene
88.90	82.90	99.03	99.60	130.52	131.09



Source: Reuters, Bloomberg

Electricity Generation

	06-Sep-22	07-Sep-22
Total Energy (GWh)	38.68	38.99
Peak Demand (MW)	2,197.90	2,171.00



Source: Ceylon Electricity Board