



Real GDP: 2022 Q1 -1.6%

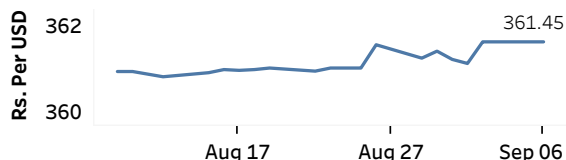
NCPI Y-o-Y Change: July 66.7%

CCPI Y-o-Y Change: August 64.3%

Exchange Rates

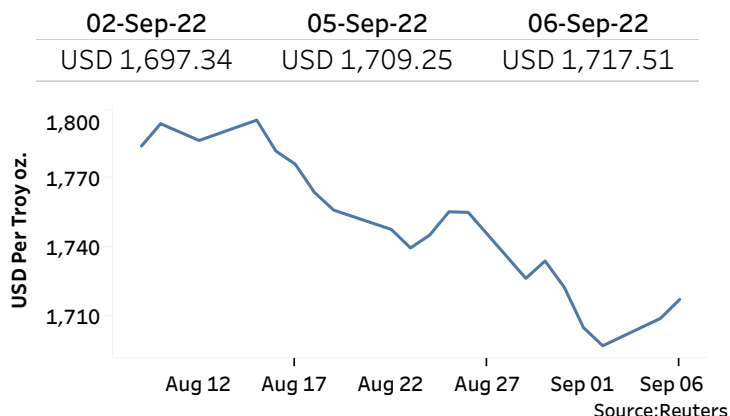
06-Sep-22	TT Buying	TT Selling
Rs. Per Unit		
USD	358.0556	369.0280
GBP	412.2241	429.0608
EUR	353.9611	369.2443
JPY	2.5327	2.6389

Middle Rate of the USD/LKR Spot Exchange Rate



Source: Central Bank of Sri Lanka

Gold Price

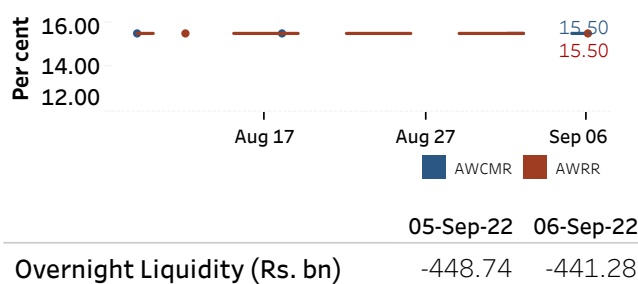


Source: Reuters

Money Market

Policy Rates: SDF Rate: 14.50% SLF Rate: 15.50% Bank Rate: 18.50% SRR: 4.00%

Overnight Money Market Rates



Yield Rates of T-Bills

	Primary Market	Secondary Market
	02-Sep-22	05-Sep-22
91 Day	32.89	29.01
182 Day	31.28	30.19
364 Day	30.50	30.15

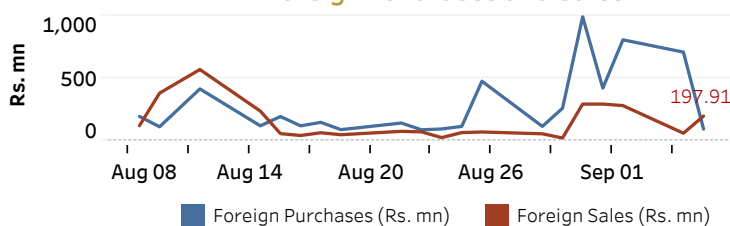
Source: Central Bank of Sri Lanka

Share Market

06-Sep-22	
ASPI	9,330.33
S&P SL20	2,998.19
Daily Turnover	
Rs. 4,108.86 mn	

Market Capitalisation	PE Ratio
Rs. 4,175.05 bn	5.6

Foreign Purchases and Sales

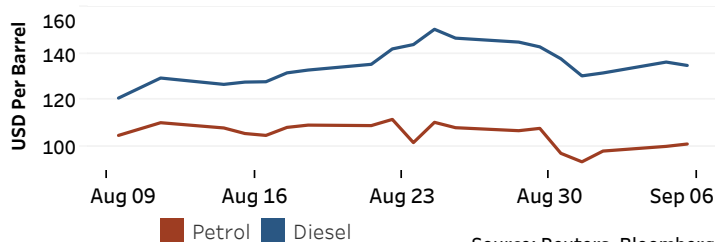


Source: Colombo Stock Exchange

Energy

Petroleum Products (USD per Barrel)

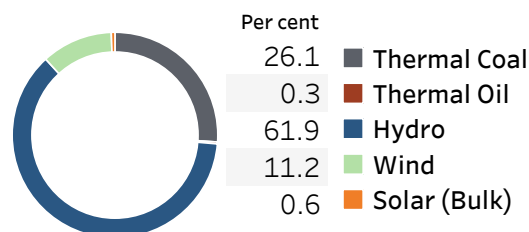
Crude Oil			Refined (Singapore Platts)		
07-Sep-22 *	05-Sep-22	06-Sep-22	Petrol	Diesel	Kerosene
Brent	WTI	OPEC			
91.98	85.84	99.84	101.32	134.94	135.61



Source: Reuters, Bloomberg

Electricity Generation

	05-Sep-22	06-Sep-22
Total Energy (GWh)	38.75	38.68
Peak Demand (MW)	2,102.00	2,197.90



Source: Ceylon Electricity Board