



Real GDP: 2022 Q1 -1.6%

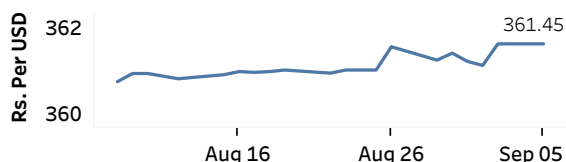
NCPI Y-o-Y Change: July 66.7%

CCPI Y-o-Y Change: August 64.3%

Exchange Rates

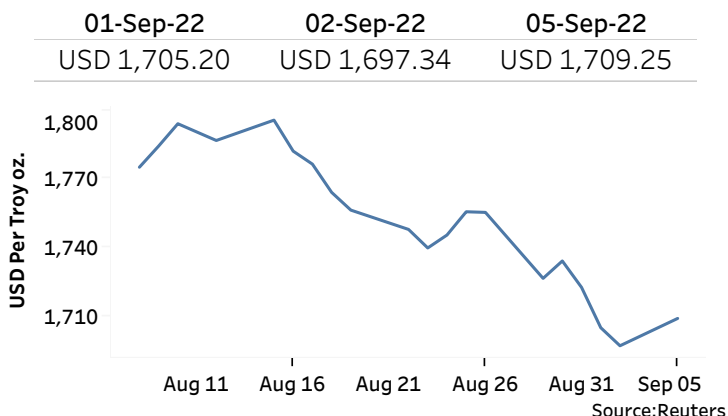
05-Sep-22	TT Buying	TT Selling
Rs. Per Unit		
USD	358.0556	369.0280
GBP	408.5122	425.2055
EUR	352.6868	367.8536
JPY	2.5367	2.6431

Middle Rate of the USD/LKR Spot Exchange Rate



Source: Central Bank of Sri Lanka

Gold Price

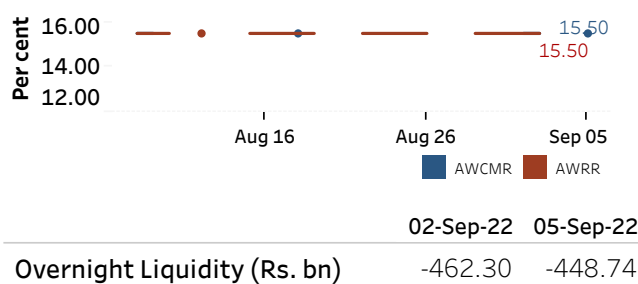


Source: Reuters

Money Market

Policy Rates: SDF Rate: 14.50% SLF Rate: 15.50% Bank Rate: 18.50% SRR: 4.00%

Overnight Money Market Rates



Yield Rates of T-Bills

	Primary Market 02-Sep-22	Secondary Market 02-Sep-22
91 Day	32.89	29.01
182 Day	31.28	30.19
364 Day	30.50	30.15

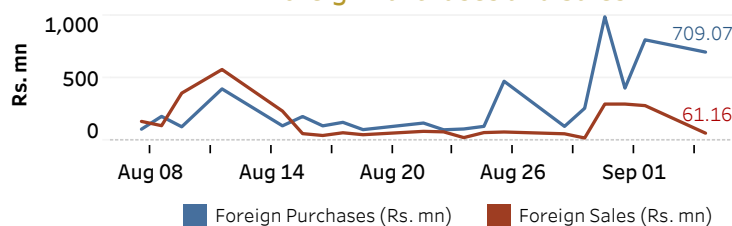
Source: Central Bank of Sri Lanka

Share Market

	05-Sep-22
ASPI	9,366.39 ▲
S&P SL20	3,030.56 ▲
Daily Turnover	Rs. 4,136.02 mn

Market Capitalisation	PE Ratio
Rs. 4,188.59 bn	5.7

Foreign Purchases and Sales

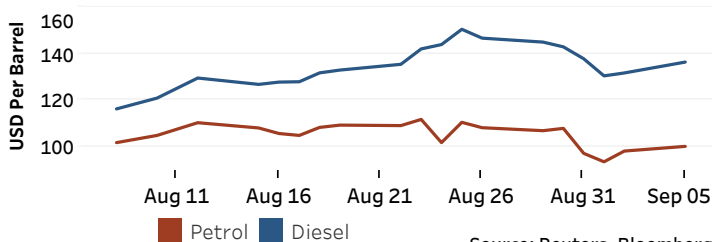


Source: Colombo Stock Exchange

Energy

Petroleum Products (USD per Barrel)

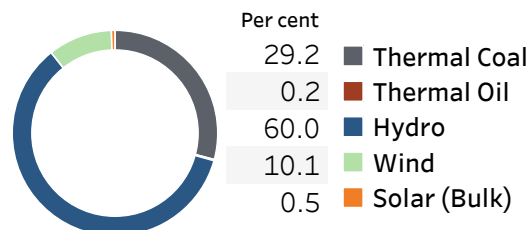
Crude Oil			Refined (Singapore Platts)		
06-Sep-22 *	02-Sep-22	05-Sep-22	Petrol	Diesel	Kerosene
Brent	WTI	OPEC	100.31	136.39	138.59
95.55	89.19	99.22			



Source: Reuters, Bloomberg

Electricity Generation

	04-Sep-22	05-Sep-22
Total Energy (GWh)	33.00	38.75
Peak Demand (MW)	1,918.90	2,102.00



Source: Ceylon Electricity Board